

ग्रिड कंट्रोलर ऑफ़ इंडिया लिमिटेड



GRID CONTROLLER OF INDIA LIMITED (A Govt. of India Enterprise)

पंजीकृत एवं केंद्रीय कार्यालय: बी-09, प्रथम तल, कुतुब इंस्टीट्यूशनल एरिया, कटवारिया सराय, नई दिल्ली - 110 016
Registered & Corporate Office: B – 9, 1st Floor, Qutab Institutional Area, Katwaria Sarai, New Delhi - 110016
CIN No: U40105DL2009GOI188682, website: www.grid-india.in, Tel: 011 – 41035696, Fax: 011 – 26536901

संदर्भ संख्या: ग्रिड-इंडिया/एनएलडीसी/2023/

दिनांक: 24th अगस्त 2023

सेवा मे,

वितरण सूची के अनुसार

विषय: जुलाई 2023 माह के लिए टी आर ए एस / एस आर ए एस प्रकीर्या की मासिक रिपोर्ट।

महोदय,

अनुषंगी सेवाओं के परिचालन हेतु अनुमोदित विस्तृत प्रक्रिया के प्रावधान के अनुसार, आर आर ए एस प्रक्रिया के विभिन्न परिचालन पहलुओं से संबन्धित जुलाई 2023 माह की रिपोर्ट।

सादर धन्यवाद,

भवदीय

नीरज कुमार
24/08/2023

(नीरज कुमार)

महाप्रबंधक (एम.ओ.) / रा. भा. प्रे. के

वितरण सूची Distribution List

- 1 सचिव, के.वि.नि.आ. तीसरा एवं चौथा तल, चंद्रलोक भवन, 36, जनपथ, नई दिल्ली-110001
Secretary, CERC, 3rd & 4th Floor, Chanderlok Building,36,Janpath,New Delhi-110001
- 2 मुख्य अभियंता (जी एम), के.वि.प्रा., सेवा भवन, आर. के. पुरम, नई दिल्ली-110066
Chief Engineer (GM), CEA,Sewa Bhavan, R.K.Puram , New Delhi-110066
- 3 सदस्य सचिव, उ. क्षे. वि. स., 18/ए, शहीद जीत सिंह सनसनवाल मार्ग, नई दिल्ली - 110016
Member Secretary, NRPC,18/A,SJSS Marg, Katwaria Sarai,New Delhi-110016
- 4 सदस्य सचिव, प. क्षे. वि. स., एफ-3, एम आई डी सी क्षेत्र, अंधेरी(पूर्व), मुंबई - 400093
Member Secretary, WRPC, F-3,MIDC Area,Andheri (East),Mumbai-400093
- 5 सदस्य सचिव, द. क्षे. वि. स., 29, रेस कोर्स क्रॉस रोड, बंगलूरु - 560009
Member Secretary, SRPC, 29,Race Course Cross Road,Bangalore-560009
- 6 सदस्य सचिव, पू. क्षे. वि. स., 14, गोल्फ क्लब रोड, कोलकाता - 700033
Member Secretary, ERPC, 14,Golf Club Road , Kolkata-700033
- 7 सदस्य सचिव,उ. पू. क्षे. वि. स.,मेघालय राज्य आवासीय वित्त सहकारी समिति लिमिटेड भवन, नॉग्रिम हिल्स, शिलोंग - 793003
Member Secretary, NERPC, Meghalaya State Housing Finance Cooperative Society Ltd. Building, Nongrim Hills , Shillong -793003
- 8 कार्यपालक निदेशक, पू. क्षे. भा. प्रे. के., 14, गोल्फ क्लब रोड, कोलकाता - 700033
Executive Director, ERLDC,14, Golf Club Road , Kolkata-700033
- 9 कार्यपालक निदेशक, प. क्षे. भा. प्रे. के., एफ-3, एम आई डी सी क्षेत्र, अंधेरी(पूर्व), मुंबई - 400093
Executive Director, WRLDC,F-3,MIDC Area,Andheri (East),Mumbai-400093
- 10 कार्यपालक निदेशक, उ.क्षे.भा.प्रे.के, 18/ए, शहीद जीत सिंह सनसनवाल मार्ग, नई दिल्ली - 110016
Executive Director, NRLDC,18/A,SJSS Marg, Katwaria Sarai,New Delhi-110016
- 11 कार्यपालक निदेशक, पू. क्षे. भा. प्रे. के., डोंगतिह, लोअर नॉग्रह, लापलंग, शिलोंग - 793006
Executive Director, NERLDC, Dongtieh, Lower Nongrah, Laplang, Shillong-793006
- 12 कार्यपालक निदेशक, द. क्षे. भा. प्रे. के, 29, रेस कोर्स क्रॉस रोड, बंगलूरु - 560009
Executive Director, SRLDC, 29,Race Course Cross Road,Bangalore-560009

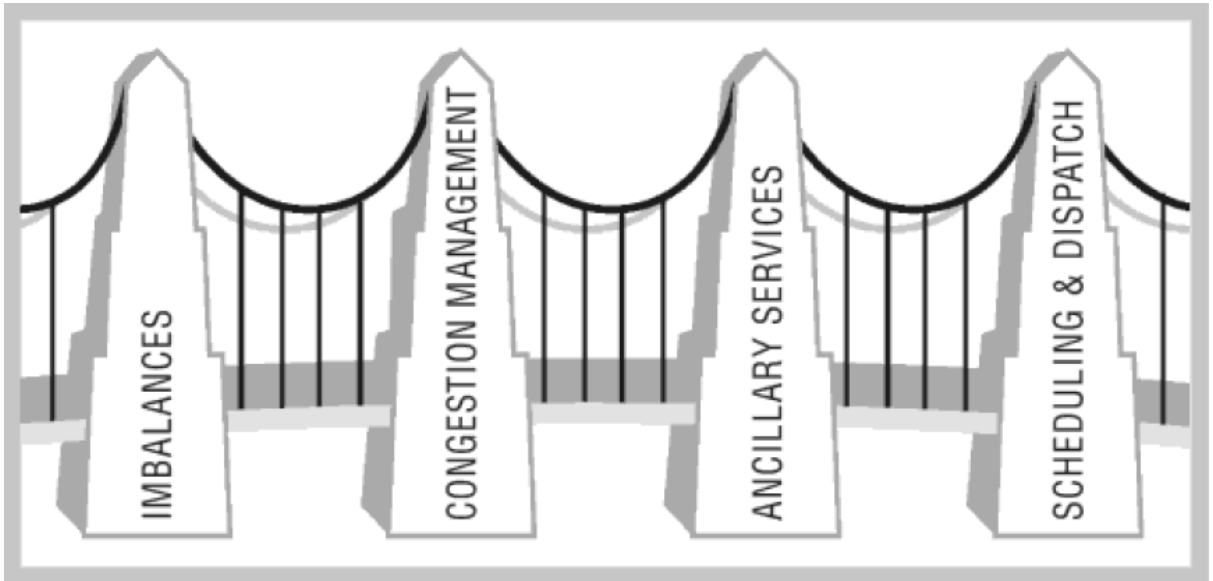


ग्रिड-इंडिया
GRID-INDIA

ग्रिड कंट्रोलर ऑफ़ इंडिया लिमिटेड
राष्ट्रीय भार प्रेषण केंद्र, नई दिल्ली

GRID CONTROLLER OF INDIA LIMITED

NATIONAL LOAD DESPATCH CENTRE, NEW DELHI



टी.आर.ए.एस प्रक्रिया की
जुलाई-2023 माह के लिए कार्यान्वयन रिपोर्ट

IMPLEMENTATION OF THE TRAS MECHANISM
REPORT FOR THE MONTH OF JULY 2023

CONTENTS

1	जुलाई,23 माह में अनुषंगी सेवा प्रेषण का सारांश Summary of Ancillary Services Despatched for July'23	2-5
2.	जुलाई --23 माह में आरक्षित का उपयोग Utilisation of reserves for July-23	6
3.	अनुषंगी सेवा प्रेषण Ancillary Despatched	6-7
4.	अनुषंगी सेवा मे क्षेत्रवार भागीदारी Region wise participation in TRAS	7-8
5.	अनुषंगी सेवा में ऊर्जा प्रेषण का क्षेत्रवार विवरण Region wise energy despatch in Ancillary services	9-11
6.	टीआरएस प्रदाता की पेमेंट डिटेल्स शॉर्टफॉल/इमरजेंसी में Payment Details of TRAS Provider(s) under Shortfall/Emergency	12-15
7.	टीआरएस प्रदाता की पेमेंट डिटेल्स मार्किट में Payments Details Of TRAS Provider(s) under Market	16
8.	एजीसी प्रदाता को डीएसएम पूल से भुगतान Payment to the AGC Provider from the DSM Pool	17-18

Section-1: जुलाई, 23 माह में अनुषंगी सेवा प्रेषण का सारांश / Summary of Ancillary Services Despatched for July'23

TRAS Details	Total	Average (₹ per unit)
Regulation Up		
Energy scheduled	805 MU	--
Total charges/ Compensation charges	₹593.5 Crores	₹7.37
Regulation Down		
Energy scheduled	1152.5 MU	--
Total charges/ Compensation charges	₹320.5 Crores	₹ 2.78

AGC Up Energy (MU)	AGC Down Energy (MU)	Variable charges (Rs)	Mark up Charges as per CERC order (Rs)	Total Charges (Rs)	Total Charges (Rs/Unit) (A+B+C)
170	326	-18.16	18.30	0.14	-0.0009

Ratio of Ancillary Despatched as a percentage of the All India energy on a daily basis

Date	Energy Met (MU)	Ancillary Despatched (Up) (MU)	Ancillary Despatched (Down) (MU)	Ancillary Despatched (MU)	Ratio (Ancillary/All India Energy)
01-07-2023	4400	33.71	-49.97	83.68	1.90%
02-07-2023	4357	34.30	-64.78	99.08	2.27%
03-07-2023	4599	22.68	-26.64	49.31	1.07%
04-07-2023	4686	26.90	-35.09	61.99	1.32%
05-07-2023	4547	32.50	-59.01	91.51	2.01%
06-07-2023	4387	41.51	-63.65	105.16	2.40%
07-07-2023	4404	40.00	-57.36	97.36	2.21%
08-07-2023	4235	49.04	-70.89	119.92	2.83%
09-07-2023	4034	42.45	-70.56	113.01	2.80%
10-07-2023	4274	41.97	-33.13	75.10	1.76%
11-07-2023	4359	43.15	-35.32	78.47	1.80%
12-07-2023	4494	32.06	-35.28	67.34	1.50%
13-07-2023	4574	47.83	-49.97	97.80	2.14%
14-07-2023	4616	61.28	-64.17	125.44	2.72%
15-07-2023	4596	63.55	-91.88	155.42	3.38%
16-07-2023	4388	40.55	-72.13	112.68	2.57%
17-07-2023	4595	31.29	-44.37	75.66	1.65%
18-07-2023	4610	31.73	-70.11	101.84	2.21%
19-07-2023	4570	39.98	-39.01	78.99	1.73%
20-07-2023	4643	23.80	-41.06	64.86	1.40%
21-07-2023	4702	20.67	-36.89	57.56	1.22%
22-07-2023	4560	26.05	-39.07	65.12	1.43%
23-07-2023	4444	30.86	-65.29	96.15	2.16%
24-07-2023	4647	33.51	-40.42	73.93	1.59%
25-07-2023	4598	30.27	-37.71	67.99	1.48%
26-07-2023	4463	39.19	-50.46	89.65	2.01%
27-07-2023	4459	30.88	-54.47	85.35	1.91%
28-07-2023	4451	57.49	-97.67	155.15	3.49%
29-07-2023	4335	54.83	-106.05	160.89	3.71%
30-07-2023	4342	49.10	-55.68	104.78	2.41%
31-07-2023	4628	36.64	-51.67	88.31	1.91%

Average Ancillary Despatched Up / Down for the month

Date	Average Up(MW)	Average Down(MW)
01-07-2023	1404.48	-2082.29
02-07-2023	1429.15	-2698.98
03-07-2023	944.89	-1109.85
04-07-2023	1120.68	-1462.18
05-07-2023	1354.00	-2458.75
06-07-2023	1729.53	-2652.11
07-07-2023	1666.80	-2389.87
08-07-2023	2043.16	-2953.69
09-07-2023	1768.66	-2939.97
10-07-2023	1748.94	-1380.28
11-07-2023	1798.06	-1471.70
12-07-2023	1335.63	-1470.08
13-07-2023	1992.91	-2081.99
14-07-2023	2553.20	-2673.56
15-07-2023	2647.76	-3828.15
16-07-2023	1689.49	-3005.31
17-07-2023	1303.59	-1848.82
18-07-2023	1322.25	-2921.12
19-07-2023	1665.65	-1625.42
20-07-2023	991.83	-1710.81
21-07-2023	861.43	-1537.12
22-07-2023	1085.43	-1627.94
23-07-2023	1285.91	-2720.53
24-07-2023	1396.42	-1684.05
25-07-2023	1261.39	-1571.41
26-07-2023	1632.83	-2102.49
27-07-2023	1286.59	-2269.54
28-07-2023	2395.26	-4069.49
29-07-2023	2284.75	-4418.88
30-07-2023	2046.03	-2320.01
31-07-2023	1526.70	-2152.74

TRAS Region Wise Summary

TRAS UP

Region	Energy scheduled to VAE under RRAS (MU)	Average Variable Charges (Rs/Unit) (B)
ER	10	3.47
NER	1.00	4.76
NR	321	7.09
SR	78	5.57
WR	395	8.06
All India	805	7.37

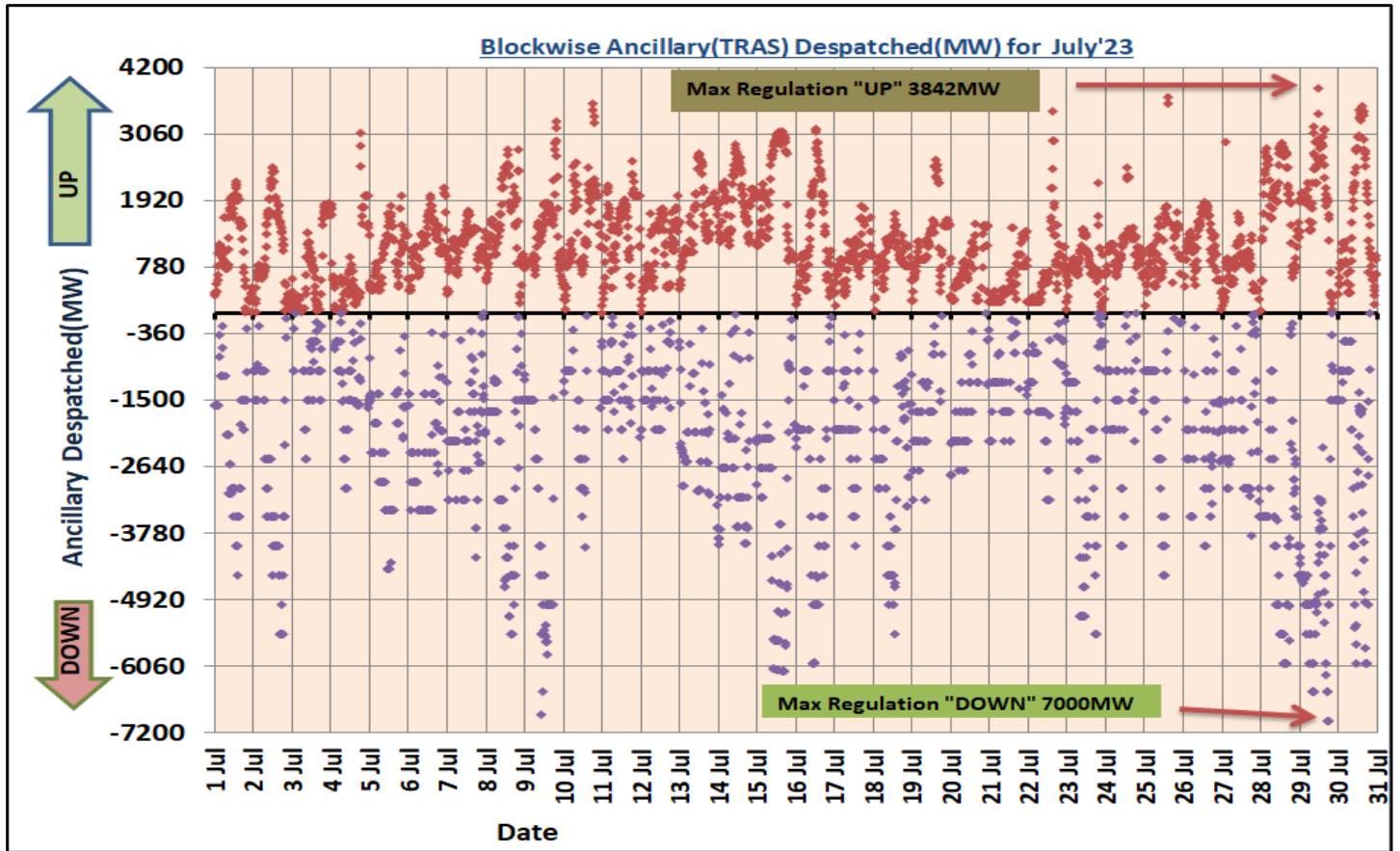
TRAS Down

Region	Energy scheduled to VAE under RRAS (MU)	Average Variable Charges (Rs/Unit) (B)
ER	301	2.52
NER	32.32	3.44
NR	211	2.96
SR	289	3.14
WR	320	2.52
All India	1152	2.78

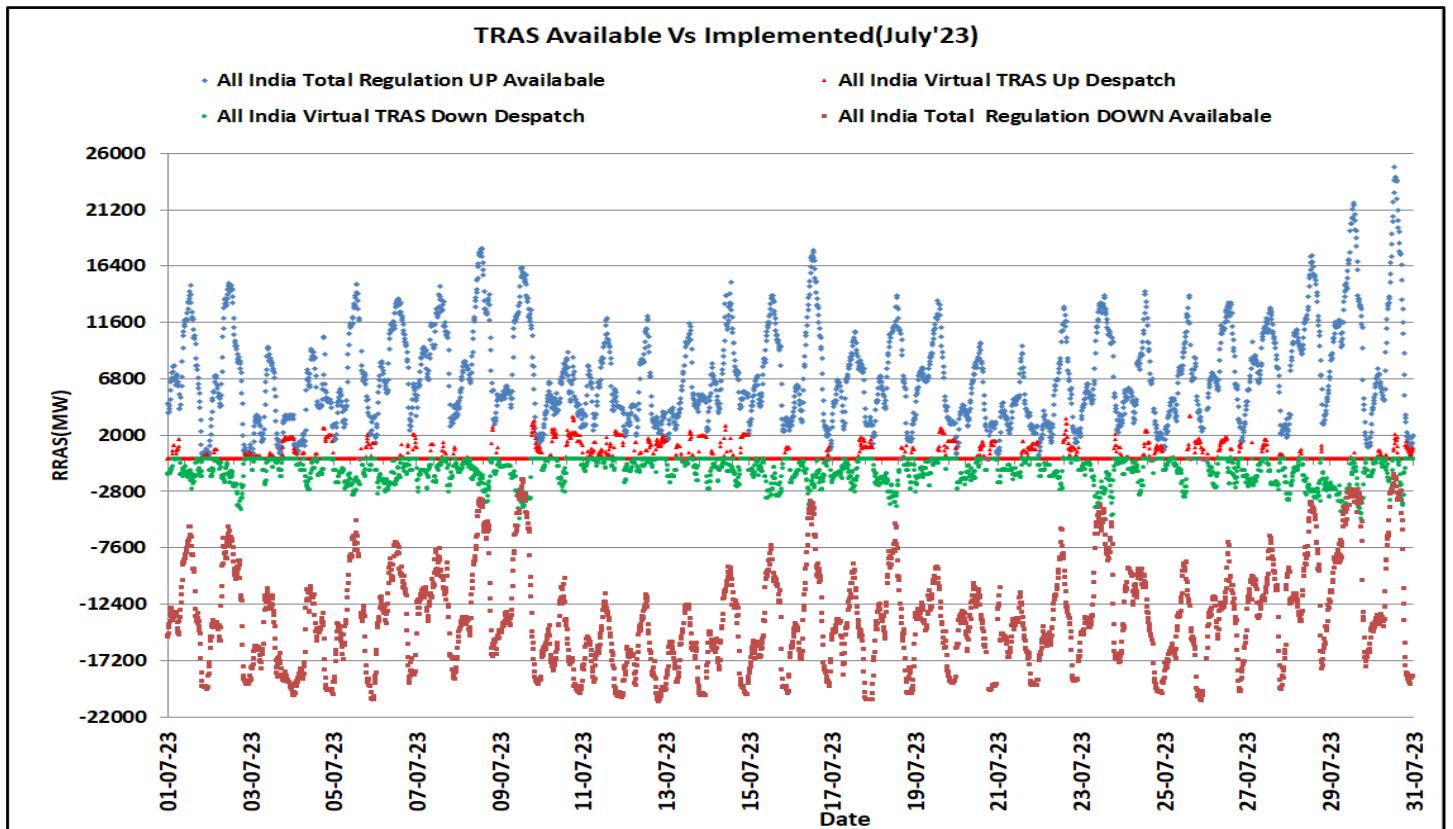
AGC Region Wise Summary

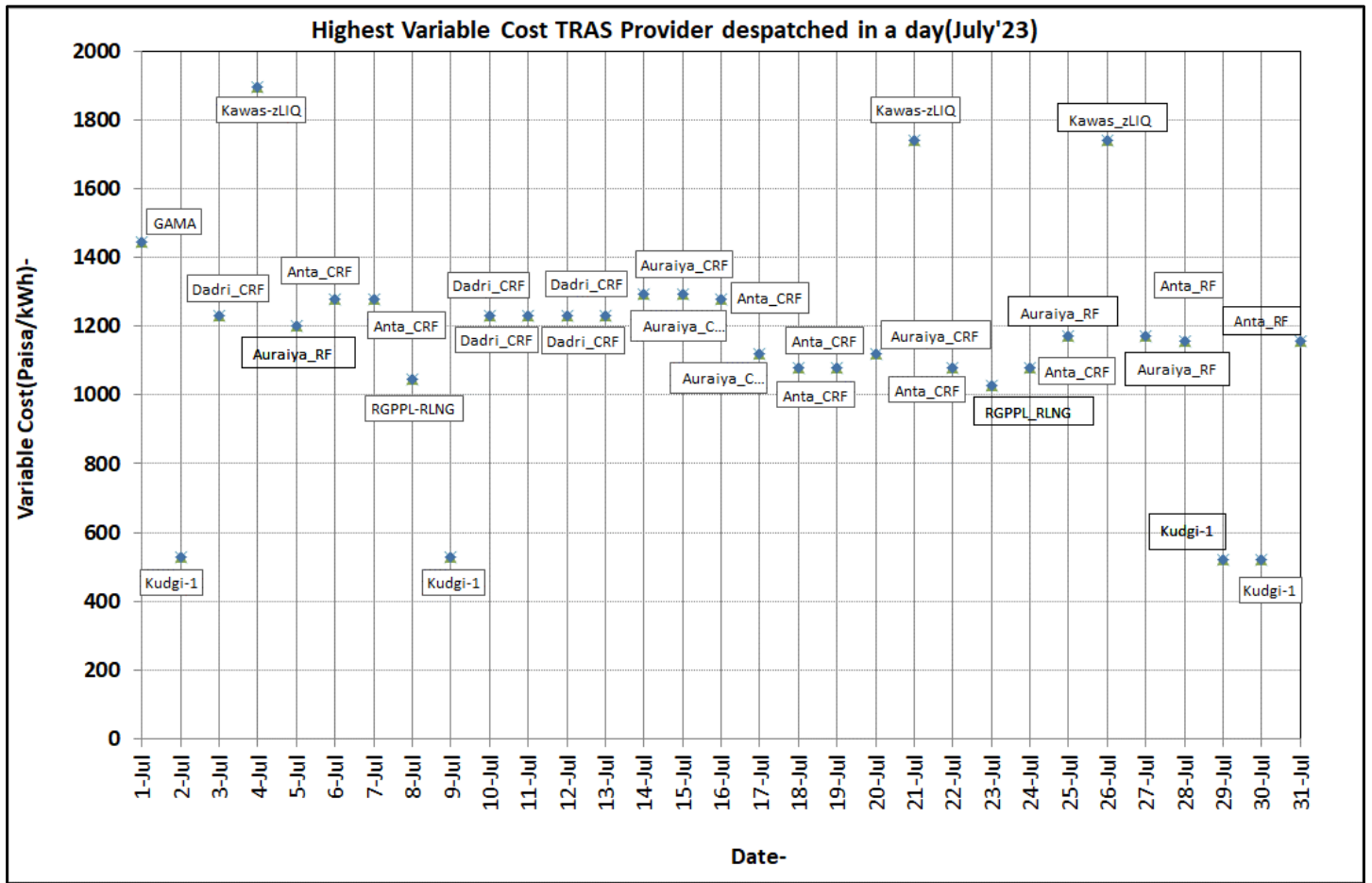
Region	Up Regulation (MU)	Down Regulation (MU)	Net Energy (MU)	Absolute Value (MU)	Average Variable Charges (Rs/Unit)
NR	62.82	77.51	-14.69	140.33	-4.20
SR	33.55	51.27	-17.73	84.82	2.30
WR	47.97	112.18	-64.21	160.15	0.60
ER	24.43	82.11	-57.68	106.54	2.74
NER	1.37	2.95	-1.58	4.32	0.00
All India	170	326.02	-155.89	496.16	1.17

Section-2: जुलाई, 23 माह में आरक्षित का उपयोग/ Utilisation of reserves for July'23

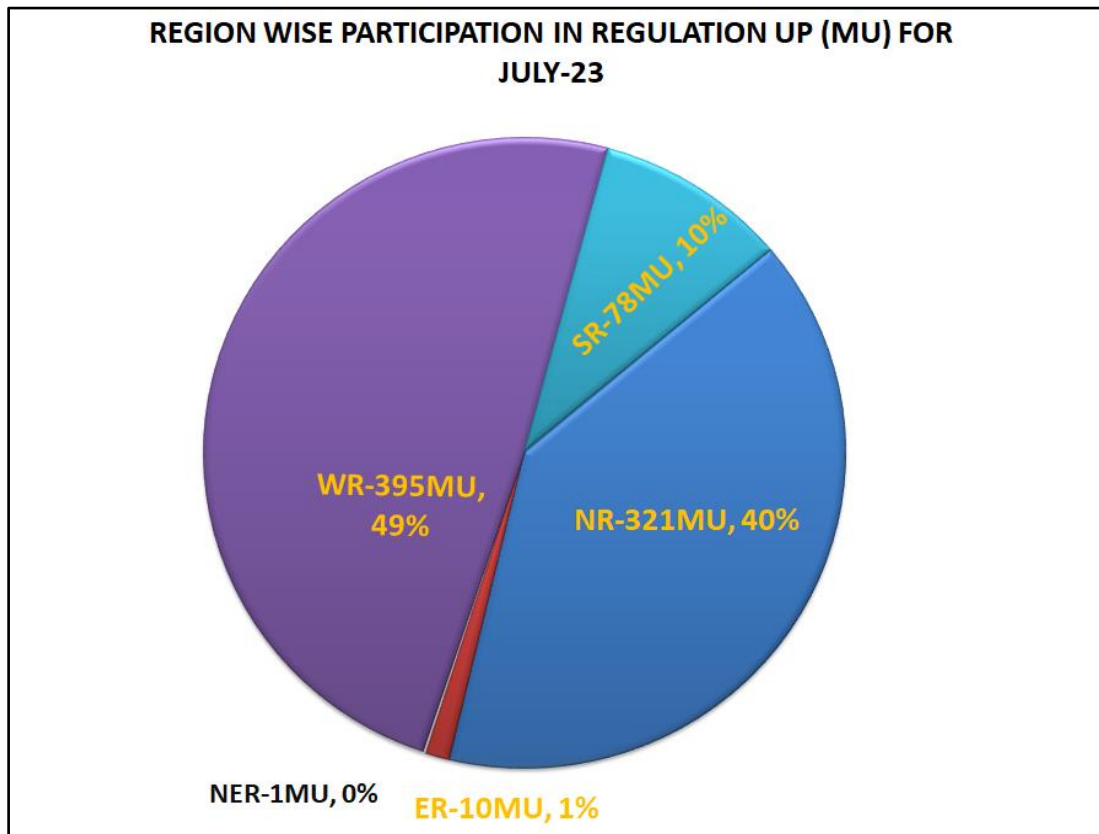


Section-3: अनुषंगी सेवा प्रेषण (MW) /Ancillary Despatched (MW)

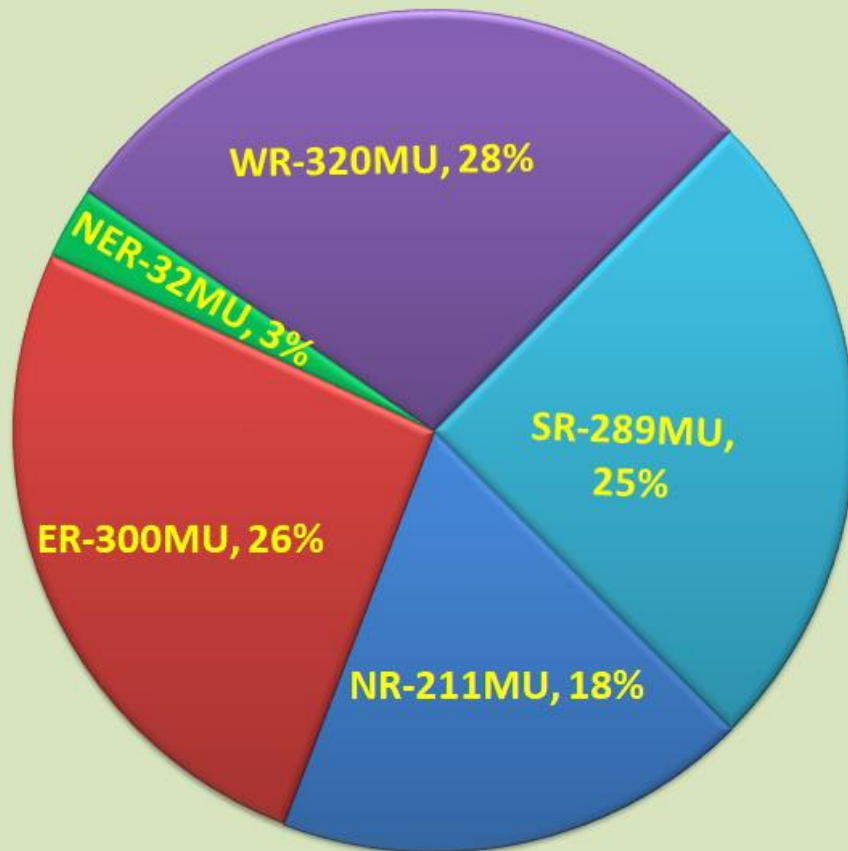




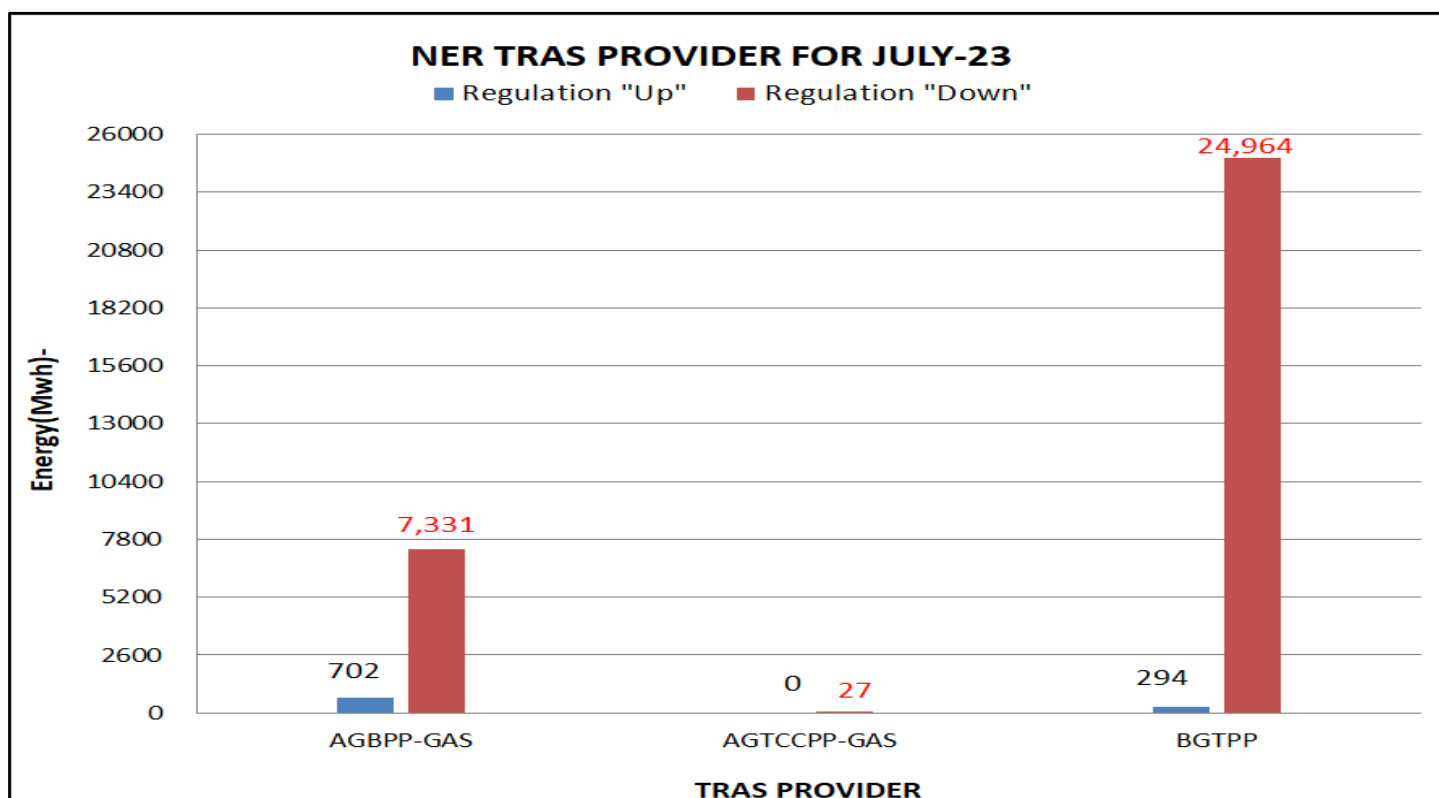
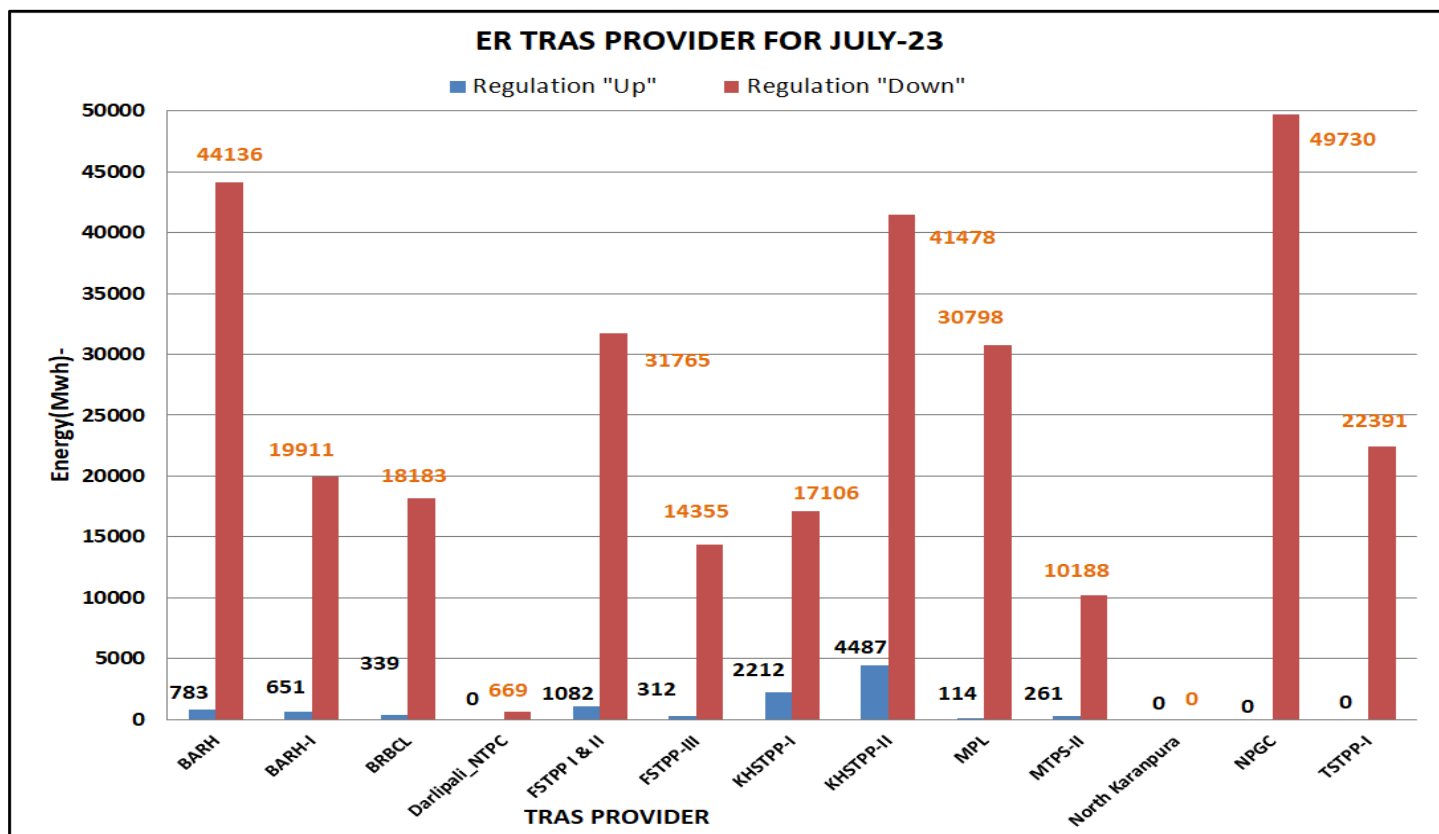
Section-4: अनुषंगी सेवा में क्षेत्रवार भागीदारी / Region wise participation in RRAS –



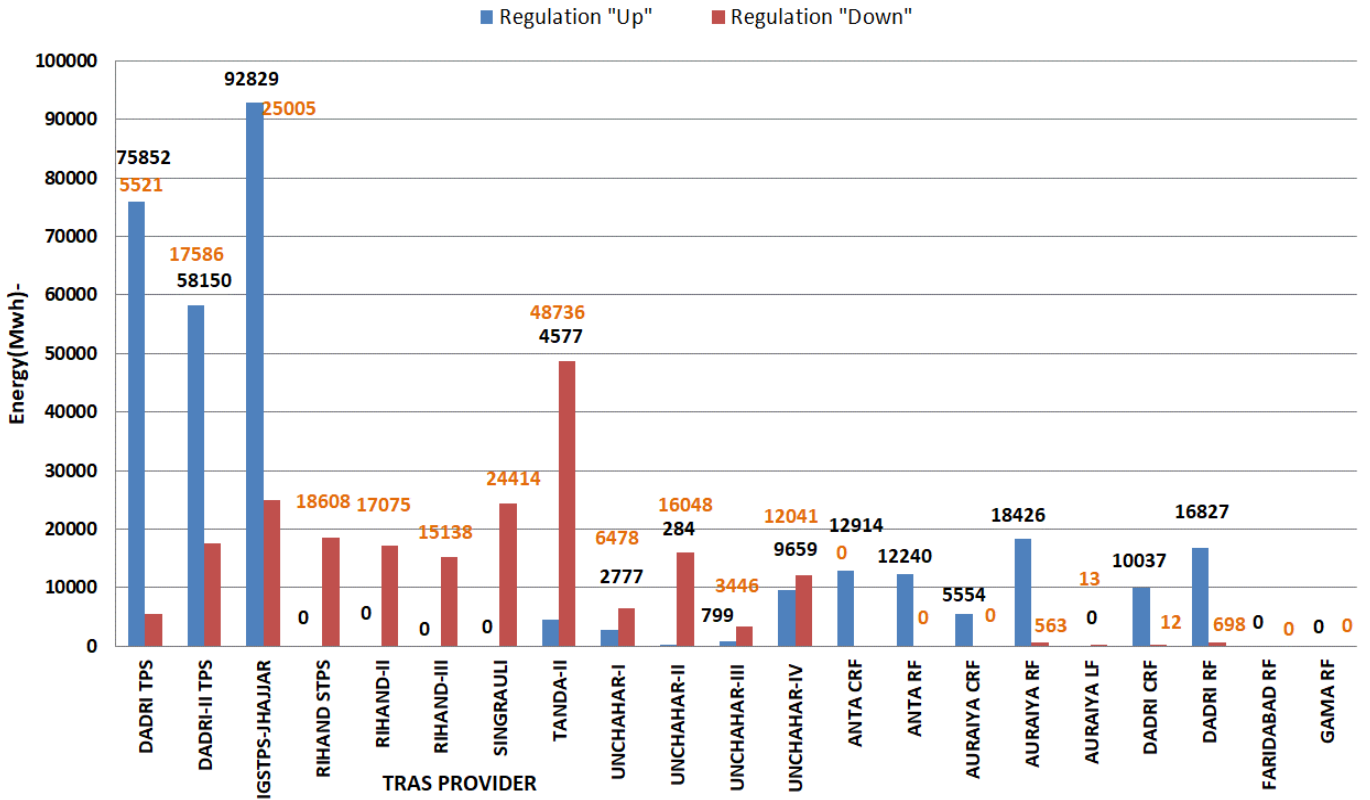
**REGION WISE PARTICIPATION IN REGULATION DOWN (MU) FOR
JULY-23**



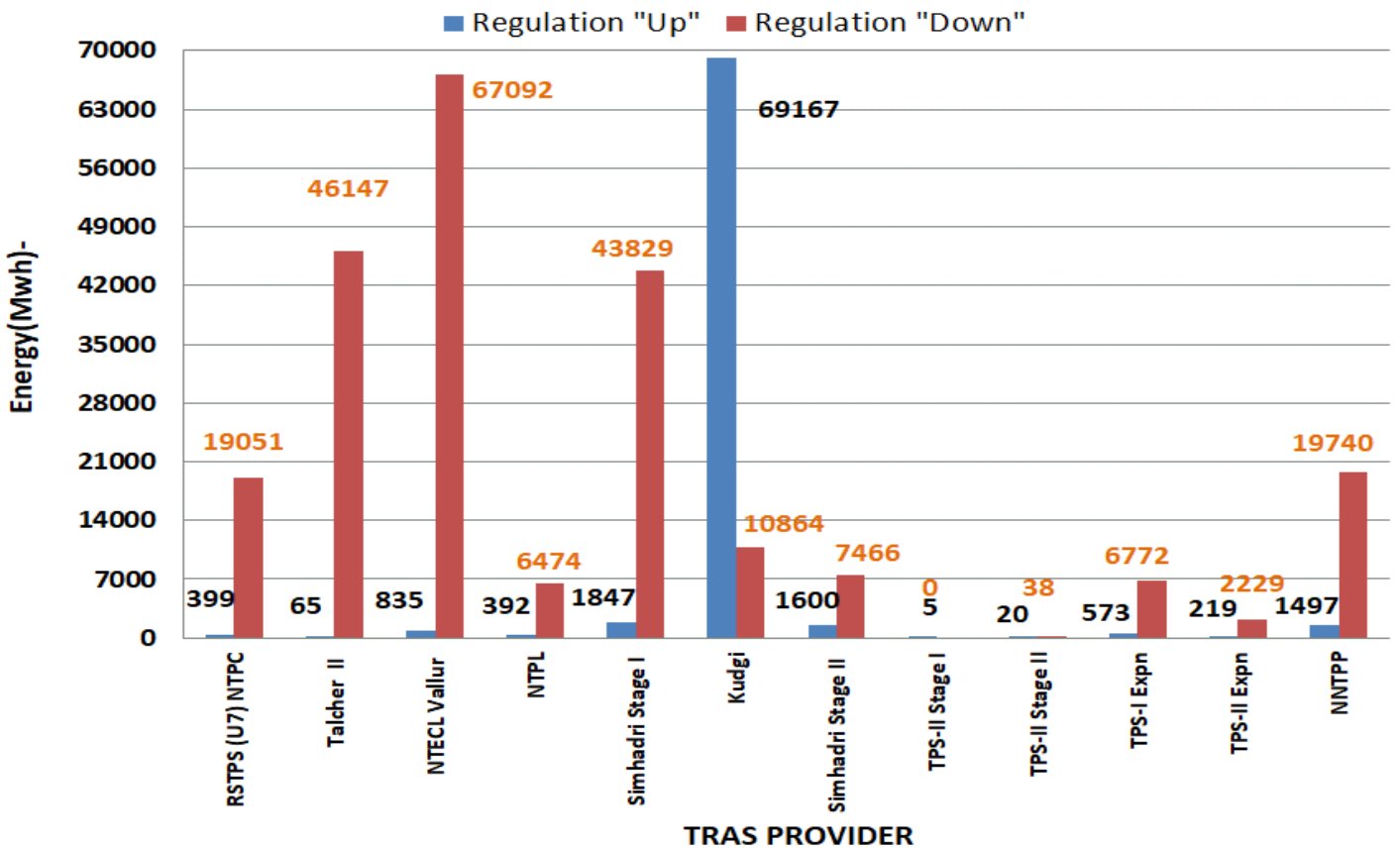
Section 5: अनुषंगी सेवा में ऊर्जा प्रेषण का क्षेत्रवार विवरण /Region wise energy despatch in Ancillary services-



NR TRAS PROVIDER FOR JULY-23

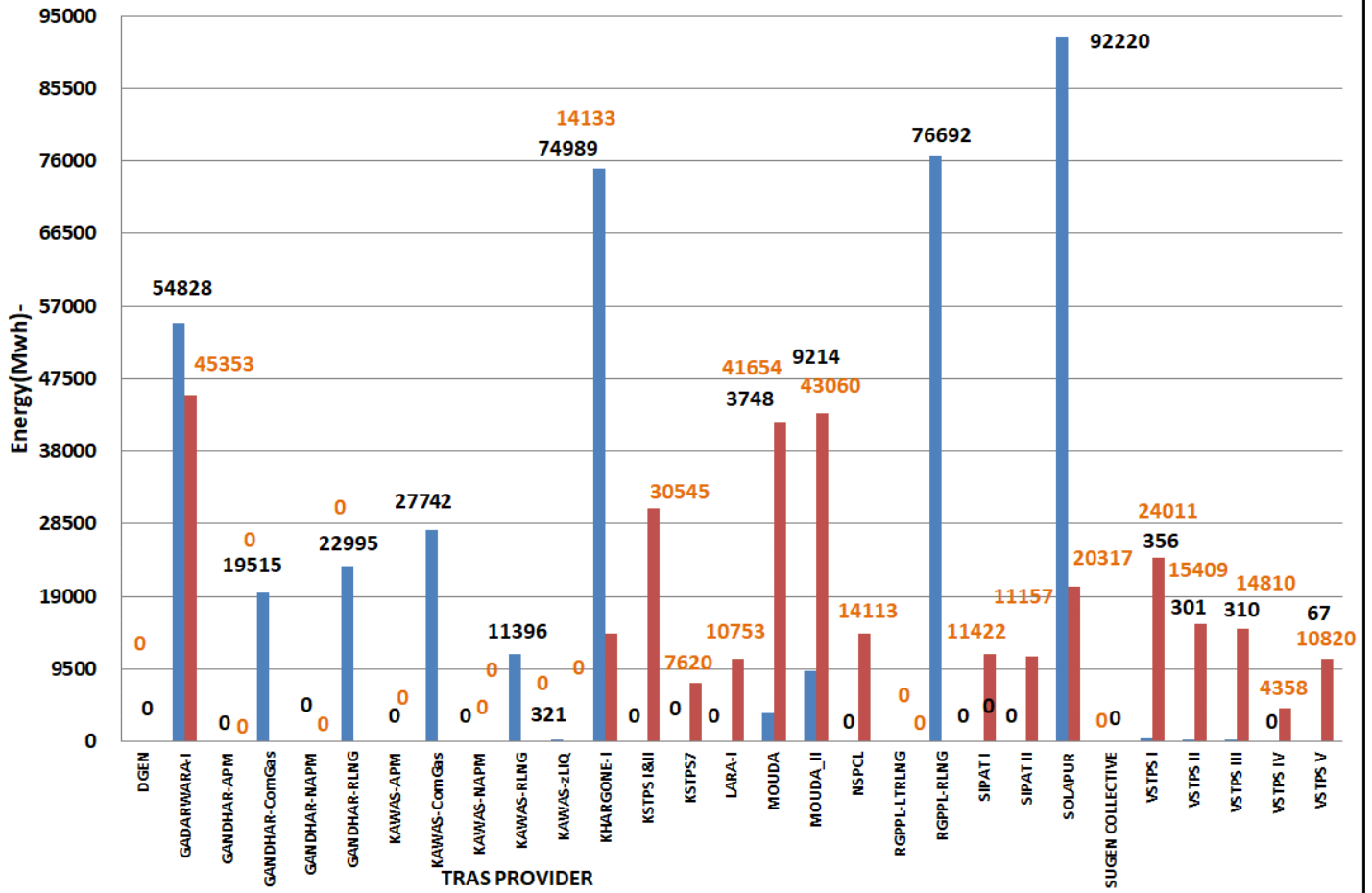


SR TRAS PROVIDER FOR JULY-23



WR TRAS PROVIDER JULY-23

■ Regulation "Up" ■ Regulation "Down"



Section 6: टीआरएस प्रदाता की पेमेंट डिटेल्स शॉर्टफॉल/इमरजेंसी में /Payment Details of TRAS Provider(s) under Shortfall/Emergency from 03/07/23 to 30/07/23-

S.No.	Region	TRAS Provider Name	Energy scheduled under Shortfall/Emergency TRAS-Up (MWh) (A)	Total charges/Compensation charges for shortfall/Emergency TRAS-Up (Rs) (B)	Energy scheduled under Shortfall/Emergency TRAS-Down (MWh) (C)	Total charges/Compensation charges for shortfall/Emergency TRAS-Down to be paid back to Pool (Rs) (D)	Net Charges (Rs) (E)=(B)-(D)
1	ER	BARH	782.975	2830585	44135.6775	124710855	-121880270
2	ER	BARH-I	650.5125	2123230	19910.865	51149485	-49026255
3	ER	BRBCL	339.44	1138504	18183.48	47421382	-46282877
4	ER	Darlipali_NTPC	0	0	669.3675	627905	-627905
5	ER	FSTPP I & II	1082.0875	3845020	31765.015	90374344	-86529325
6	ER	FSTPP-III	311.94	1051830	14355.305	38581279	-37529449
7	ER	KHSTPP-I	2211.9275	7999929	17106.0975	49096614	-41096686
8	ER	KHSTPP-II	4487.045	15334502	41477.9575	111785635	-96451134
9	ER	MPL	113.54	341617	30797.95	71085289	-70743672
10	ER	MTPS-II	261.445	865141	10188.1375	25477011	-24611870
11	ER	North Karanpura STPS	0	0	0	0	0
12	ER	NPGC	0	0	49730.4375	109996302	-109996302
13	ER	TSTPP-I	0	0	22391.2575	36485287	-36485287
	ER	Total	10240.9125	35530358	300711.5475	756791388	-721261032
S.No.	Region	TRAS Provider Name	Energy scheduled under Shortfall/Emergency TRAS-Up (MWh) (A)	Total charges/Compensation charges for shortfall/Emergency TRAS-Up (Rs) (B)	Energy scheduled under Shortfall/Emergency TRAS-Down (MWh) (C)	Total charges/Compensation charges for shortfall/Emergency TRAS-Down to be paid back to Pool(Rs) (D)	Net Charges (Rs) (E)=(B)-(D)
14	NER	AGBPP-GAS	701.973	3564598	7331.446	30286588	-26721991
15	NER	AGTCCPP-GAS	0	0	27.288	106659	-106659
16	NER	BGTPP	293.918	1172030	24964.285	80862437	-79690408
	NER	Total	995.891	4736628	32323.019	111255684	-106519058
17	NR	DADRI TPS	75852.015	421919925	5520.6325	25112234	396807691

S.No.	Region	TRAS Provider Name	Energy scheduled under Shortfall/Emergency TRAS-Up (MWh) (A)	Total charges/Compensation charges for shortfall/Emergency TRAS-Up (Rs) (B)	Energy scheduled under Shortfall/Emergency TRAS-Down (MWh) (C)	Total charges/Compensation charges for shortfall/Emergency TRAS-Down to be paid back to Pool (Rs) (D)	Net Charges (Rs) (E)=(B)-(D)
18	NR	DADRI-II TPS	58150.29	302949914	17585.8925	74854122	228095792
19	NR	IGSTPS-JHAJJAR	92828.99	479729388	25004.875	104256506	375472882
20	NR	RIHAND STPS	0	0	18608.3425	25861407	-25861407
21	NR	RIHAND-II STPS	0	0	17075.335	23688905	-23688905
22	NR	RIHAND-III STPS	0	0	15138.465	20748481	-20748481
23	NR	SINGRAULI STPS	0	0	24413.665	32462454	-32462454
24	NR	TANDA-II STPS	4577.105	19018975	48735.8175	165668751	-146649776
25	NR	UNCHAHAAR-I TPS	2777.415	14311315	6478.0875	27470612	-13159297
26	NR	UNCHAHAAR-II TPS	284.23	1099277	16047.6175	50653113	-49553836
27	NR	UNCHAHAAR-III TPS	799.3025	4059400	3445.6	14339934	-10280534
28	NR	UNCHAHAAR-IV TPS	9659.1575	45956727	12041.2975	46900134	-943407
29	NR	ANTA CRF	12914.195	165879282	0	0	165879282
30	NR	ANTA RF	12239.8725	159384244	0	0	159384244
31	NR	AURAIYA CRF	5554.12	74486059	0	0	74486059
32	NR	AURAIYA RF	18425.645	243175687	563.3775	5970038	237205649
33	NR	AURAIYA LF	0	0	13.42	224772	-224772
34	NR	DADRI CRF	10037.135	133392059	11.6175	111166	133280893
35	NR	DADRI RF	16827.185	211366179	697.7225	7048253	204317926
36	NR	FARIDABAD RF	0	0	0	0	0
37	NR	GAMA RF	0	0	0	0	0
	NR	Total	320926.6575	2276728431	211381.765	625370882	1651357549

S.No.	Region	TRAS Provider Name	Energy scheduled under Shortfall/Emergency TRAS-Up (MWh) (A)	Total charges/Compensation charges for shortfall/Emergency TRAS-Up (Rs) (B)	Energy scheduled under Shortfall/Emergency TRAS-Down (MWh) (C)	Total charges/Compensation charges for shortfall/Emergency TRAS-Down to be paid back to Pool (Rs) (D)	Net Charges (Rs) (E)=(B)-(D)
38	SR	RSTPS (U1-6) NTPC	1570.4325	6150148	58825.1575	185061946	-178911798
39	SR	RSTPS (U7) NTPC	399.035	1551307	19051.3175	59368079	-57816772
40	SR	Talcher II	64.8575	141759	46146.6775	77764612	-77622853
41	SR	NTECL Vallur	835.475	3350264	67091.865	222919581	-219569317
42	SR	NTPL	391.715	1703797	6473.6675	21247845	-19544048
43	SR	Simhadri Stage I	1847.385	9596643	43828.9275	185961101	-176364458
44	SR	Kudgi	69167.1825	397964812	10863.96	51388311	346576501
45	SR	Simhadri Stage II	1600.3475	8168599	7465.7675	31360982	-23192383
46	SR	TPS-II Stage I	5.45	19230	0	0	19230
47	SR	TPS-II Stage II	19.9175	70229	37.88	109264	-39035
48	SR	TPS-I Expn	573.4225	1797040	6772.135	17356813	-15559773
49	SR	TPS-II Expn	219.2475	732292	2228.95	6086266	-5353974
50	SR	NNTPP	1497.3225	4310579	19740.1275	46574374	-42263795
	SR	Total	78191.79	435556699	288526.4325	905199174	-469642475
51	WR	DGEN	0	0	0	0	0
52	WR	GADARWARA-I	54828.39	237027211	45352.79	160764066	76263145
53	WR	GANDHAR-APM	0	0	0	0	0
54	WR	GANDHAR-ComGas	19514.52	269466148	0	0	269466148
55	WR	GANDHAR-NAPM	0	0	0	0	0
56	WR	GANDHAR-RLNG	22994.94	345353191	0	0	345353191
57	WR	KAWAS-APM	0	0	0	0	0
58	WR	KAWAS-ComGas	27741.68	404872673	0	0	404872673
59	WR	KAWAS-NAPM	0	0	0	0	0
60	WR	KAWAS-RLNG	11395.65	181815645	0	0	181815645
61	WR	KAWAS-zLIQ	320.69	8854113	0	0	8854113

S.No.	Region	TRAS Provider Name	Energy scheduled under Shortfall/Emergency TRAS-Up (MWh) (A)	Total charges/ Compensation charges for shortfall/Emergency TRAS-Up (Rs) (B)	Energy scheduled under Shortfall/Emergency TRAS-Down (MWh) (C)	Total charges/ Compensation charges for shortfall/Emergency TRAS-Down to be paid back to Pool (Rs) (D)	Net Charges (Rs) (E)=(B)-(D)
62	WR	KHARGONE-I	74989.49	331417794	14133.26	51166377	280251417
63	WR	KSTPS I&II	0	0	30544.93	41115300	-41115300
64	WR	KSTPS7	0.01	15	7620.31	10007629	-10007614
65	WR	LARA-I	0.07	97	10753.13	12617043	-12616946
66	WR	MOUDA	3748.01	15394819	41653.68	141650061	-126255242
67	WR	MOUDA_II	9214.4	38618833	43059.73	148381710	-109762877
68	WR	NSPCL	0	0	14112.8	31895177	-31895177
69	WR	RGPP-LTRLNG	0	0	0	0	0
70	WR	RGPP-RLNG	76691.69	879976115	0	0	879976115
71	WR	SIPAT I	0	0	11422.37	14069823	-14069823
72	WR	SIPAT II	0.01	8	11157.01	14175080	-14175072
73	WR	SOLAPUR	92219.77	467958842	20316.55	83598766	384360076
74	WR	SUGEN COLLECTIVE	0	0	0	0	0
75	WR	VSTPS I	356.34	627546	24010.65	34369639	-33742093
76	WR	VSTPS II	301.3	511732	15408.86	21324718	-20812986
77	WR	VSTPS III	310.29	521868	14809.51	20291619	-19769751
78	WR	VSTPS IV	0.21	340	4357.84	5877695	-5877355
79	WR	VSTPS V	67.25	115466	10820.09	15112493	-14997027
	WR	Total	394694.71	3182532456	319533.51	806417196	2376115260
ALL INDIA		Total	805049.961	5935084572	1152476.274	3205034324	2730050244

Section 7: टीआरएस प्रदाता की पेमेंट डिटेल्स मार्केट में /Payments Details Of TRAS Provider(s) under Market from 03/07/2023 to 30/07/2023

	TRAS Provider Name	TRAS-Up in Day Ahead AS Market				TRAS-Up Energy in Real Time As Market				Total Charges/compensation charges for TRAS Up(Rs)	TRAS-Down in Day Ahead As Market		TRAS-Down in Real Time As Market		Net Charges (Rs)
		TRAS-Up Cleared(MWh)	TRAS-Up Energy Schedule(MWh)	TRAS-Up Energy Charges(Rs)	TRAS-Up Commitment Charges(Rs)	TRAS-Up Cleared(MWh)	TRAS-Up Energy Schedule(MWh)	TRAS-Up Energy Charges(Rs)	TRAS-Up Commitment Charges(Rs)		TRAS-Down Energy Schedule(Mwh)	TRAS-Down Charges to be paid back to Pool (Rs)	TRAS-Down Energy Schedule(MWh)	TRAS-Down Charges to be paid back to Pool (Rs)	
ER		NIL													
NER		NIL													
NR		NIL													
SR		NIL													
WR		NIL													
ALL INDIA		NIL													

Section 8: एजीसी प्रदाता को डीएसएम पूल से भुगतान/Payment to the AGC Provider from the DSM Pool from 03/07/23 to 30/07/23-

Sr. No.	AGC Provider Name	Region	Up regulation due to AGC (MWh)	Down regulation due to AGC (MWh)	Net Energy (MWh)	Variable charges (Rs)	Markup Charges as per CERC order (Rs)	Total Charges (Rs)
1	CHAMERA HEP	NR	0	0	0	0	0	0
2	CHAMERA-II HEP	NR	0	0	0	0	0	0
3	CHAMERA-III HEP	NR	4	206	-203	-407779	82055	-325724
4	DADRI-II TPS	NR	13892	3250	10642	50257901	7390240	57648141
5	KOTESHWAR	NR	1211	294	917	2519143	611636	3130779
6	NATHPA JHAKRI HEP	NR	0	0	0	0	0	0
7	RIHAND STPS	NR	1223	10316	-9093	-13927640	4273164	-9654475
8	RIHAND-II STPS	NR	801	9769	-8968	-13702307	4845614	-8856693
9	RIHAND-III STPS	NR	1096	9100	-8004	-12048472	4556191	-7492282
10	DULHASTI HEP	NR	14	0	14	32791	1409	34200
11	RAMPUR HEP	NR	0	0	0	0	0	0
12	TEHRI HEP	NR	1348	2537	-1189	-2514688	1787006	-727682
13	DHAULIGANGA HEP	NR	0	0	0	0	0	0
14	BAIRASIUL HEP	NR	0	0	0	0	0	0
15	UNCHAHAAR-III TPS	NR	2385	878	1507	6966328	885127	7851455
16	UNCHAHAAR-IV TPS	NR	7551	4528	3022	13079683	5232111	18311794
17	SINGRAULI STPS	NR	717	13277	-12560	-18426394	6366695	-12059699
18	IGSTPS-JHAJJAR	NR	10520	7413	3108	14689918	7071606	21761524
19	UNCHAHAAR-II TPS	NR	2716	4482	-1766	-6200903	3270125	-2930778
20	TANDA-II STPS	NR	11129	8561	2568	9693128	9845177	19538306
21	Auraiya GPP	NR	0	0	0	0	0	0
22	Dadri GPP	NR	389	12	377	4436430	80109	4516540
23	SEWA-II HEP	NR	34	921	-887	-2347751	477745	-1870007
24	DADRI TPS	NR	7790	1967	5823	29586226	3094860	32681086
25	KOLDAM HEP	NR	0	0	0	0	0	0
26	Simhadri St-II	SR	3076	2600	476	2325371	2056195	4381566
27	RSTPS1-6	SR	2508	9289	-6781	-23271745	4083828	-19187917
28	RSTPS7	SR	1819	3142	-1323	-4527501	2135791	-2391710
29	NTECL	SR	7304	12987	-5682	-21144335	8237304	-12907031
30	NTPL	SR	3030	4261	-1231	-4027868	2838044	-1189824
31	Simhadri St-I	SR	4190	3756	434	2350553	3974661	6325214

Sr. No.	AGC Provider Name	Region	Up regulation due to AGC (MWh)	Down regulation due to AGC (MWh)	Net Energy (MWh)	Variable charges (Rs)	Markup Charges as per CERC order (Rs)	Total Charges (Rs)
32	KUDGI	SR	8848	3693	5155	27019311	5126693	32146004
33	NLC TPS2	SR	0	0	0	0	0	0
34	NLC TPS1 Exp	SR	427	3958	-3531	-10052147	183932	-9868215
35	Talcher2	SR	2343	7589	-5245	-9513159	4852080	-4661079
36	NNTPP	SR	0	0	0	0	0	0
37	CGPL	WR	0	0	0	0	0	0
38	GADARWARA-I	WR	8152	6343	1812	5339396	7730835	13070232
39	GANDHAR	WR	1	30	-29	-299699	0	-299699
40	KHARGONE-I	WR	3462	2000	1462	4952836	2415502	7368338
41	KSTPS I&II	WR	605	15258	-14653	-16723344	836269	-15887075
42	KSTPS7	WR	274	3769	-3495	-3854085	282801	-3571283
43	LARA-I	WR	1338	12395	-11057	-10073420	1200366	-8873054
44	MOUDA	WR	5671	5920	-249	-879774	4483446	3603672
45	MOUDA_II	WR	10956	7346	3611	12287202	9478295	21765496
46	NSPCL	WR	999	5201	-4201	-7939227	478751	-7460476
47	SIPAT I	WR	329	11356	-11028	-10668128	338991	-10329138
48	SIPAT II	WR	579	10721	-10142	-10080643	371044	-9709598
49	SOLAPUR	WR	10484	4684	5801	22195487	11767935	33963422
50	VSTPS II	WR	1710	8619	-6909	-6711628	137512	-6574116
51	VSTPS III	WR	1578	8392	-6814	-7530426	866612	-6663814
52	VSTPS IV	WR	283	6385	-6102	-6377998	581025	-5796973
53	VSTPS V	WR	1546	3763	-2217	-2407844	1256596	-1151248
54	KAWAS	WR	0	0	0	0	0	0
55	Barh	ER	6068	19449	-13381	-43151626	12758786	-30392840
56	KHSTPP-II	ER	4799	15079	-10280	-31687938	9150000	-22537938
57	MPL	ER	3122	10762	-7640	-20119408	6862977	-13256432
58	MTPS-II	ER	325	3004	-2679	-7659872	1546759	-6113113
59	NPGC	ER	4009	11876	-7867	-19832137	5644962	-14187175
60	Teesta-V	ER	0	0	0	0	0	0
61	FSTPP I & II	ER	3135	5783	-2649	-8601539	1728666	-6872873
62	FSTPP-III	ER	1496	3728	-2232	-6894612	2344867	-4549745
63	BARH-I	ER	1166	972	193	568798	696691	1265489
64	TSTPP-I	ER	310	11458	-11149	-20672221	4813277	-15858944
65	Darlipali_NTPC	ER	0	0	0	0	0	0
66	Bongaigaon	NER	1371	2949	-1578	-5673321	1958003	-3715318
67	Loktak	NER	0	0	0	0	0	0
	Total	All India	170133	326024	-155888	-181651075	183090364	1439290