

# ग्रिड कंट्रोलर ऑफ़ इंडिया लललितेड



## GRID CONTROLLER OF INDIA LIMITED (A Govt. of India Enterprise)

पंजीकृत एवं केंद्रीय कार्यालय: बी-09, प्रथम तल, कुतुब इंस्टीट्यूशनल एरिया, कटवारिया साय, नई दिल्ली - 110 016  
Registered & Corporate Office: B – 9, 1<sup>st</sup> Floor, Qutab Institutional Area, Katwaria Sarai, New Delhi - 110016  
CIN No: U40105DL2009GOI188682, website: www.grid-india.in, Tel: 011 – 41035696, Fax: 011 – 26536901

संदर्भ संख्या: ग्रिड-इंडिया/एनएलडीसी/2024/

दिनांक: 25<sup>th</sup> अप्रैल 2024

सेवा मे,

वितरण सूची के अनुसार

विषय: मार्च 2024 माह के लिए अनुषंगी सेवाओं (टी.आर.ए.एस. / एस.आर.ए.एस) की मासिक रिपोर्ट ।

महोदय,

अनुषंगी सेवाओं (टी.आर.ए.एस. / एस.आर.ए.एस) के परिचालन हेतु अनुमोदित विस्तृत प्रक्रिया के प्रावधान के अनुसार, टी.आर.ए.एस. / एस.आर.ए.एस प्रक्रिया के विभिन्न परिचालन पहलुओं से संबंधित मार्च 2024 माह की रिपोर्ट संलग्न है।

सादर धन्यवाद,

भवदीय

-Sd/-

(नीरज कुमार)

महाप्रबंधक (एम.ओ.) / रा. भा. प्रे. के

## वितरण सूची Distribution List

- 1 सचिव, के.वि.नि.आ. तीसरा एवं चौथा तल, चंद्रलोक भवन, 36, जनपथ, नई दिल्ली-110001  
Secretary, CERC, 3<sup>rd</sup> & 4<sup>th</sup> Floor, Chanderlok Building,36,Janpath,New Delhi-110001
- 2 मुख्य अभियंता (जी एम), के.वि.प्रा., सेवा भवन, आर. के. पुरम, नई दिल्ली-110066  
Chief Engineer (GM), CEA,Sewa Bhavan, R.K.Puram , New Delhi-110066
- 3 सदस्य सचिव, उ. क्षे. वि. स., 18/ए, शहीद जीत सिंह सनसनवाल मार्ग, नई दिल्ली - 110016  
Member Secretary, NRPC,18/A,SJSS Marg, Katwaria Sarai,New Delhi-110016
- 4 सदस्य सचिव, प. क्षे. वि. स., एफ-3, एम आई डी सी क्षेत्र, अंधेरी(पूर्व), मुंबई - 400093  
Member Secretary, WRPC, F-3,MIDC Area,Andheri (East),Mumbai-400093
- 5 सदस्य सचिव, द. क्षे. वि. स., 29, रेस कोर्स क्रॉस रोड, बंगलूरु - 560009  
Member Secretary, SRPC, 29,Race Course Cross Road,Bangalore-560009
- 6 सदस्य सचिव, पू. क्षे. वि. स., 14, गोल्फ क्लब रोड, कोलकाता - 700033  
Member Secretary, ERPC, 14,Golf Club Road , Kolkata-700033
- 7 सदस्य सचिव,उ. पू. क्षे. वि. स.,मेघालय राज्य आवासीय वित्त सहकारी समिति लिमिटेड भवन, नॉग्रिम हिल्स, शिलोंग - 793003  
Member Secretary, NERPC, Meghalaya State Housing Finance Cooperative Society Ltd. Building, Nongrim Hills , Shillong -793003
- 8 कार्यपालक निदेशक, पू. क्षे. भा. प्रे. के., 14, गोल्फ क्लब रोड, कोलकाता - 700033  
Executive Director, ERLDC,14, Golf Club Road , Kolkata-700033
- 9 कार्यपालक निदेशक, प. क्षे. भा. प्रे. के., एफ-3, एम आई डी सी क्षेत्र, अंधेरी(पूर्व), मुंबई - 400093  
Executive Director, WRLDC,F-3,MIDC Area,Andheri (East),Mumbai-400093
- 10 कार्यपालक निदेशक, उ.क्षे.भा.प्रे.के, 18/ए, शहीद जीत सिंह सनसनवाल मार्ग, नई दिल्ली - 110016  
Executive Director, NRLDC,18/A,SJSS Marg, Katwaria Sarai,New Delhi-110016
- 11 कार्यपालक निदेशक, पू. क्षे. भा. प्रे. के., डोंगतिह, लोअर नॉग्रह, लापलंग, शिलोंग - 793006  
Executive Director, NERLDC, Dongtieh, Lower Nongrah, Laplang, Shillong-793006
- 12 कार्यपालक निदेशक, द. क्षे. भा. प्रे. के, 29, रेस कोर्स क्रॉस रोड, बंगलूरु - 560009  
Executive Director, SRLDC, 29,Race Course Cross Road,Bangalore-560009

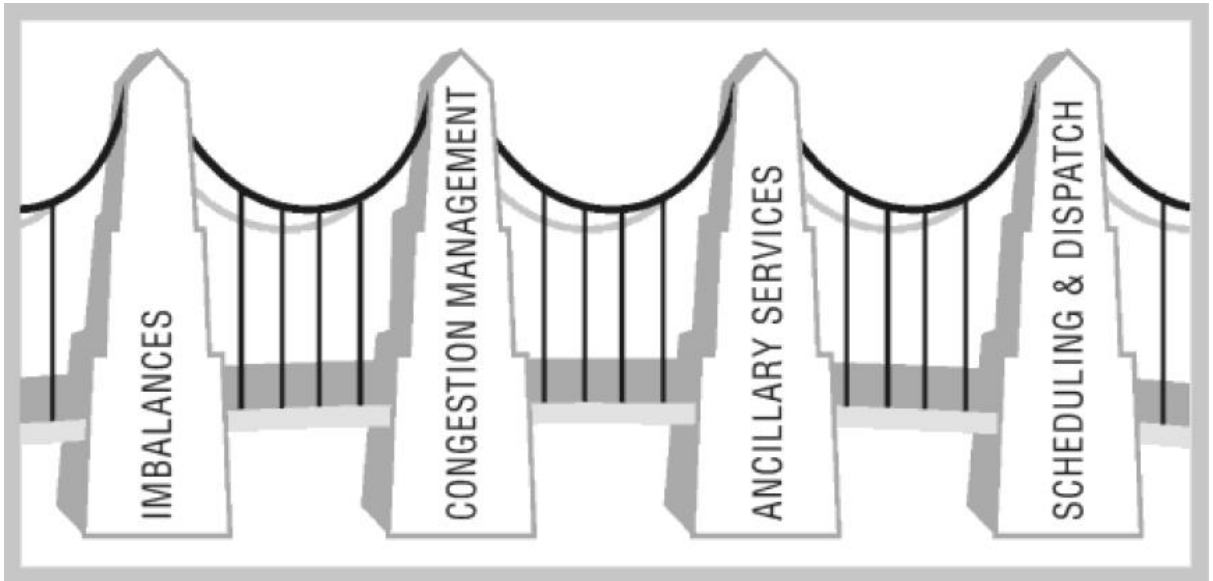


**ग्रिड-इंडिया**  
**GRID-INDIA**

ग्रिड कंट्रोलर ऑफ़ इंडिया लिमिटेड  
राष्ट्रीय भार प्रेषण केंद्र, नई दिल्ली

**GRID CONTROLLER OF INDIA LIMITED**

**NATIONAL LOAD DESPATCH CENTRE, NEW DELHI**



टी.आर.ए.एस/ एस.आर.ए.एस प्रक्रिया की  
मार्च-2024 माह के लिए कार्यान्वयन रिपोर्ट

**IMPLEMENTATION OF THE TRAS MECHANISM**  
**REPORT FOR THE MONTH OF MARCH 2024**

## CONTENTS

1	मार्च,24 माह में अनुषंगी सेवा प्रेषण का सारांश Summary of Ancillary Services Despatched for March'24	2-5
2.	मार्च -24 माह में आरक्षित का उपयोग Utilisation of reserves for March-24	6
3.	अनुषंगी सेवा प्रेषण Ancillary Despatched	6-7
4.	अनुषंगी सेवा मे क्षेत्रवार भागीदारी Region wise participation in TRAS	7-8
5.	अनुषंगी सेवा में ऊर्जा प्रेषण का क्षेत्रवार विवरण Region wise energy despatch in Ancillary services	9-11
6.	टीआरएस प्रदाता की पेमेंट डिटेल्स शॉर्टफॉल/इमरजेंसी में Payment Details of TRAS Provider(s) under Shortfall/Emergency	12-15
7.	टीआरएस प्रदाता की पेमेंट डिटेल्स मार्किट में Payments Details Of TRAS Provider(s) under Market	16-17
8.	एजीसी प्रदाता को डीएसएम पूल से भुगतान Payment to the AGC Provider from the DSM Pool	18-19

Section-1: मार्च, 24 माह में अनुषंगी सेवा प्रेषण का सारांश / Summary of Ancillary Services Despatched for March' 24

TRAS Details	Total		Average TRAS Charges (₹ per unit)
<b>Regulation Up</b>			
Energy scheduled	124 MU		--
Total charges/ Compensation charges	₹87 Crores		₹7.03
<b>Regulation Down</b>			
Energy scheduled	718 MU		--
Total charges/ Compensation charges	₹228 Crores		₹ 3.18

AGC Up Energy( MU)	AGC Down Energy( MU)	Variable charges (Rs Cr)	Markup Charges as per CERC order (Rs Cr)	Total Charges (Rs Cr)	Total Charges (Rs/Unit) (A+B+C)
212	348	-4.65	21.33	16.68	-0.1228

**Ratio of Ancillary Despatched as a percentage of the All India energy on a daily basis**

Date	Energy Met (MU)	Ancillary Despatched (Up) (MU)	Ancillary Despatched (Down) (MU)	Ancillary Despatched (MU)	Ratio (Ancillary/All India Energy)	Average Up(MW)	Average Down(MW)
01-03-2024	4450	13.07	-23.22	36.29	0.01	544.68	-967.29
02-03-2024	4237	8.99	-43.90	52.89	0.01	374.54	-1829.27
03-03-2024	4058	11.44	-60.82	72.26	0.02	476.68	-2533.97
04-03-2024	4262	10.97	-48.18	59.16	0.01	457.29	-2007.62
05-03-2024	4378	12.55	-45.74	58.29	0.01	523.00	-1905.88
06-03-2024	4406	15.27	-30.46	45.74	0.01	636.44	-1269.37
07-03-2024	4456	5.07	-30.53	35.60	0.01	211.18	-1272.02
08-03-2024	4447	6.13	-32.81	38.94	0.01	255.24	-1367.19
09-03-2024	4445	9.49	-35.38	44.87	0.01	395.35	-1474.22
10-03-2024	4337	12.16	-28.70	40.85	0.01	506.51	-1195.64
11-03-2024	4515	5.72	-28.91	34.63	0.01	238.52	-1204.43
12-03-2024	4615	5.45	-27.73	33.18	0.01	227.28	-1155.29
13-03-2024	4634	9.09	-28.32	37.41	0.01	378.57	-1179.99
14-03-2024	4663	3.14	-24.15	27.29	0.01	130.91	-1006.24
15-03-2024	4694	2.98	-34.31	37.30	0.01	124.26	-1429.73
16-03-2024	4648	4.75	-29.01	33.76	0.01	197.85	-1208.63
17-03-2024	4445	7.06	-42.08	49.15	0.01	294.28	-1753.45
18-03-2024	4593	11.80	-36.22	48.02	0.01	491.54	-1509.35
19-03-2024	4596	19.20	-31.32	50.51	0.01	799.82	-1304.95
20-03-2024	4475	11.08	-33.35	44.43	0.01	461.53	-1389.58
21-03-2024	4485	11.66	-33.64	45.29	0.01	485.78	-1401.50
22-03-2024	4575	10.17	-26.98	37.15	0.01	423.83	-1124.26
23-03-2024	4586	9.57	-29.17	38.74	0.01	398.87	-1215.26
24-03-2024	4360	9.02	-32.51	41.52	0.01	375.64	-1354.44
25-03-2024	4059	13.03	-54.76	67.80	0.02	543.10	-2281.78
26-03-2024	4317	10.51	-33.07	43.58	0.01	437.84	-1378.05
27-03-2024	4609	12.21	-20.07	32.27	0.01	508.58	-836.15
28-03-2024	4748	14.25	-25.09	39.34	0.01	593.69	-1045.49
29-03-2024	4803	10.27	-24.88	35.15	0.01	428.06	-1036.62
30-03-2024	4735	6.50	-34.78	41.28	0.01	270.88	-1449.15
31-03-2024	4534	8.63	-39.77	48.39	0.01	359.40	-1656.97

### Average Ancillary Despatched Up / Down for the month

Date	Average Up(MW)	Average Down(MW)
01-03-2024	544.68	-967.29
02-03-2024	374.54	-1829.27
03-03-2024	476.68	-2533.97
04-03-2024	457.29	-2007.62
05-03-2024	523.00	-1905.88
06-03-2024	636.44	-1269.37
07-03-2024	211.18	-1272.02
08-03-2024	255.24	-1367.19
09-03-2024	395.35	-1474.22
10-03-2024	506.51	-1195.64
11-03-2024	238.52	-1204.43
12-03-2024	227.28	-1155.29
13-03-2024	378.57	-1179.99
14-03-2024	130.91	-1006.24
15-03-2024	124.26	-1429.73
16-03-2024	197.85	-1208.63
17-03-2024	294.28	-1753.45
18-03-2024	491.54	-1509.35
19-03-2024	799.82	-1304.95
20-03-2024	461.53	-1389.58
21-03-2024	485.78	-1401.50
22-03-2024	423.83	-1124.26
23-03-2024	398.87	-1215.26
24-03-2024	375.64	-1354.44
25-03-2024	543.10	-2281.78
26-03-2024	437.84	-1378.05
27-03-2024	508.58	-836.15
28-03-2024	593.69	-1045.49
29-03-2024	428.06	-1036.62
30-03-2024	270.88	-1449.15
31-03-2024	359.40	-1656.97

## TRAS Region Wise Summary

### TRAS UP

Region	Energy scheduled to VAE under RRAS (MU)	Average Variable Charges (Rs/Unit) (B)
ER	4	3.79
NER	1.50	4.62
NR	29	4.71
SR	33	5.41
WR	57	9.39
All India	124	7.03

### TRAS Down

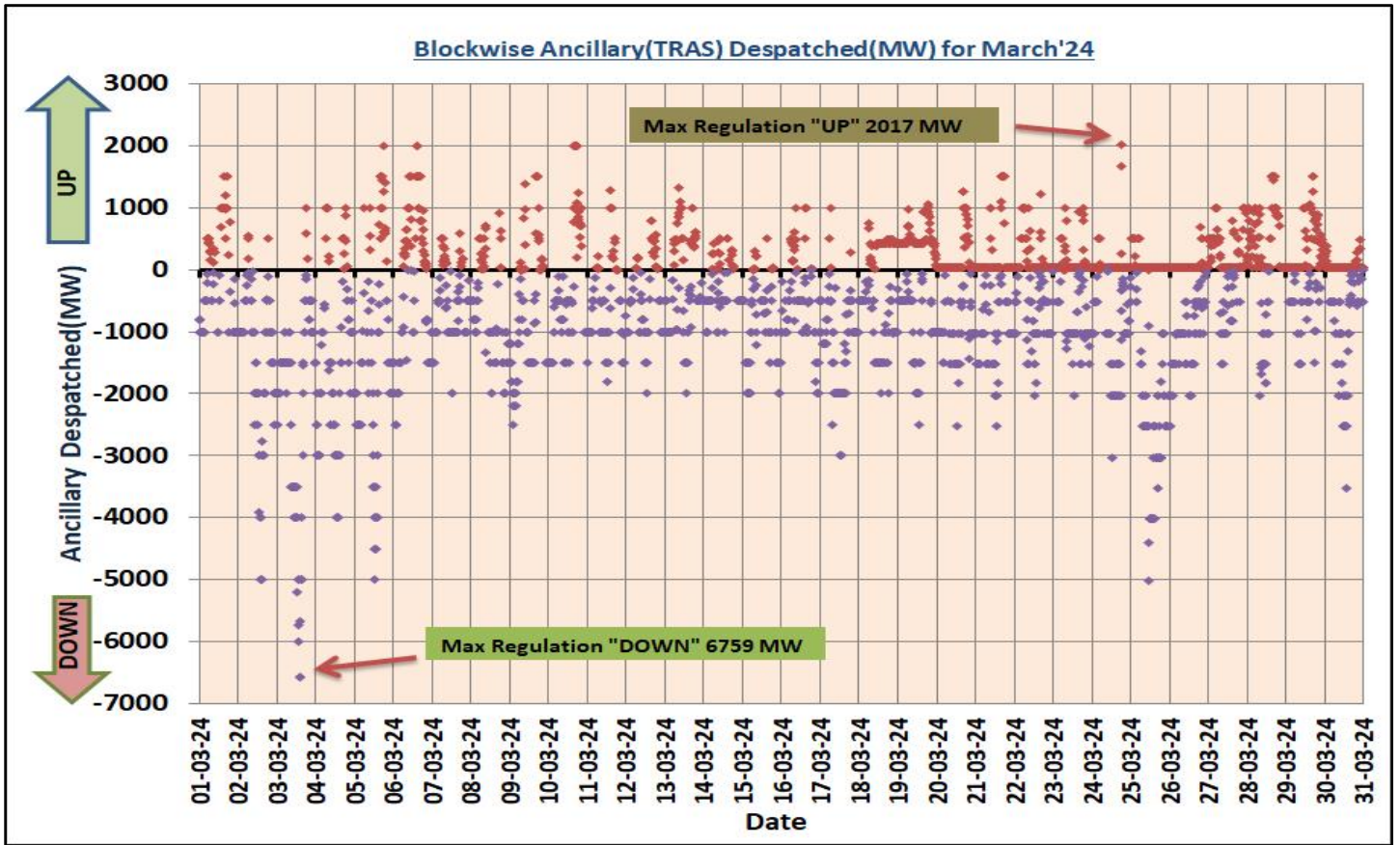
Region	Energy scheduled to VAE under RRAS (MU)	Average Variable Charges (Rs/Unit) (B)
ER	160	2.76
NER	21.24	3.29
NR	128	3.24
SR	177	3.49
WR	231	3.18
All India	718	3.18

## AGC Region Wise Summary

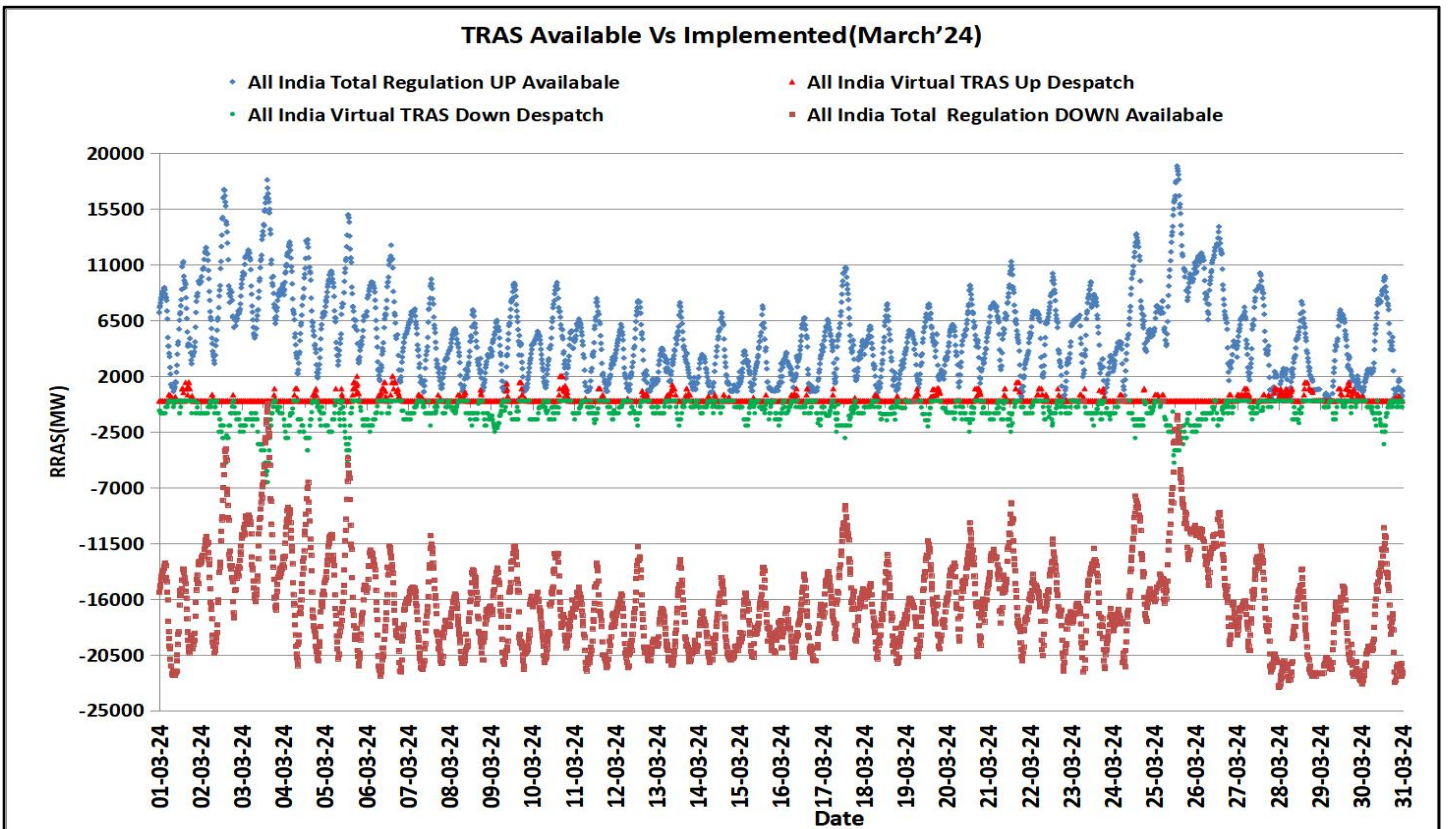
Region	Up Regulation (MU)	Down Regulation (MU)	Net Energy (MU)	Absolute Value (MU)	Average Variable Charges (Rs/Unit)
NR	67.01	87.90	-20.90	154.91	-2.35
SR	54.26	65.16	-10.90	119.42	-2.81
WR	60.70	122.92	-62.22	183.62	0.48
ER	25.93	66.08	-40.15	92.01	2.26
NER	3.96	5.62	-1.65	9.58	0.00
All India	212	347.68	-135.82	559.54	0.34

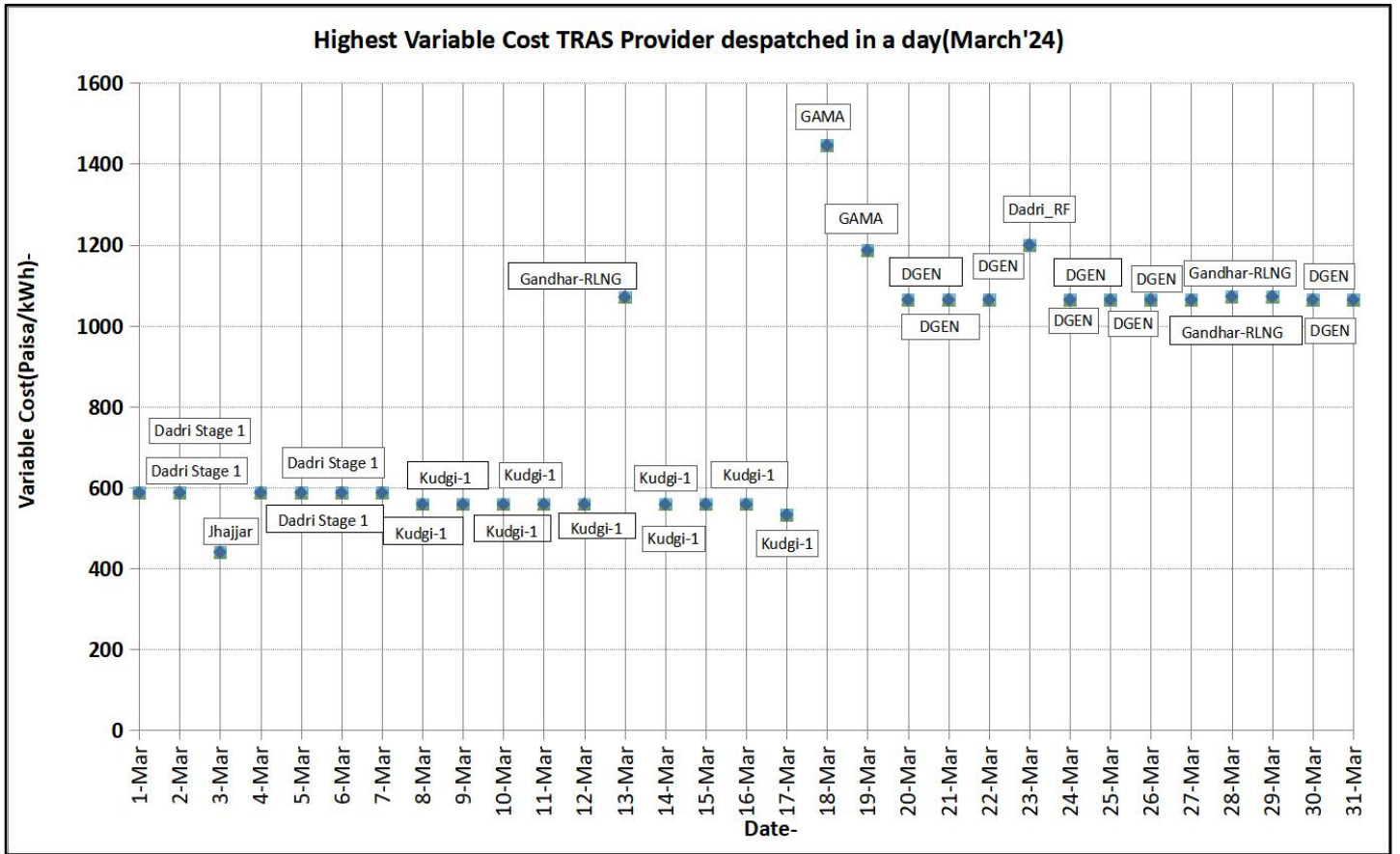


Section-2: मार्च,24 माह में आरक्षित का उपयोग/ Utilisation of reserves for March'24

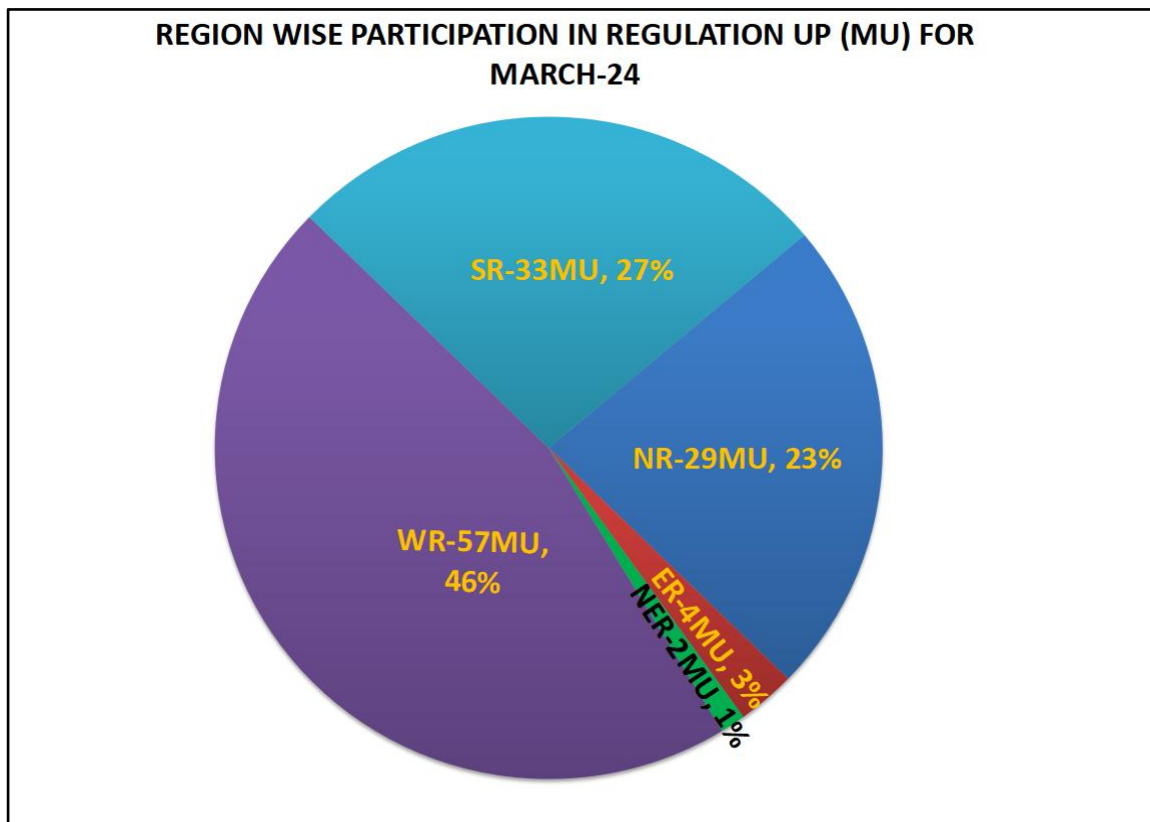


Section-3: अनुषंगी सेवा प्रेषण (MW) /Ancillary Despatched (MW)

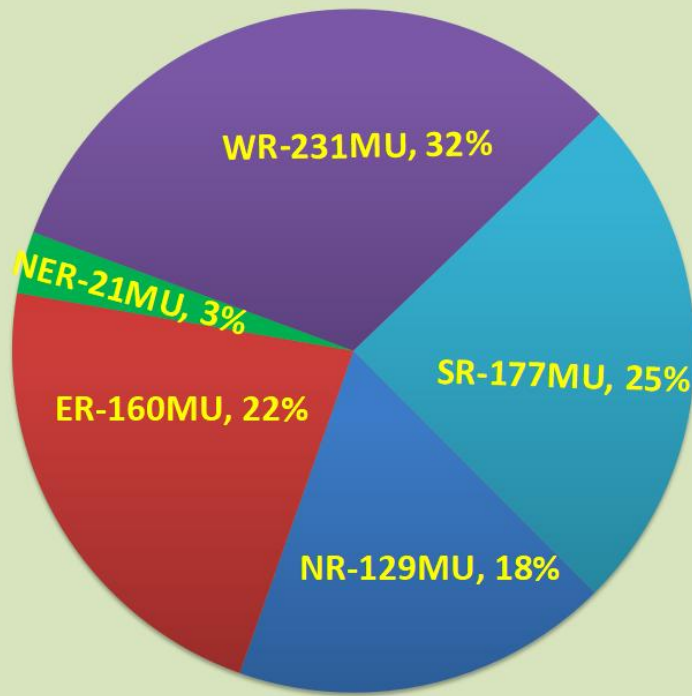




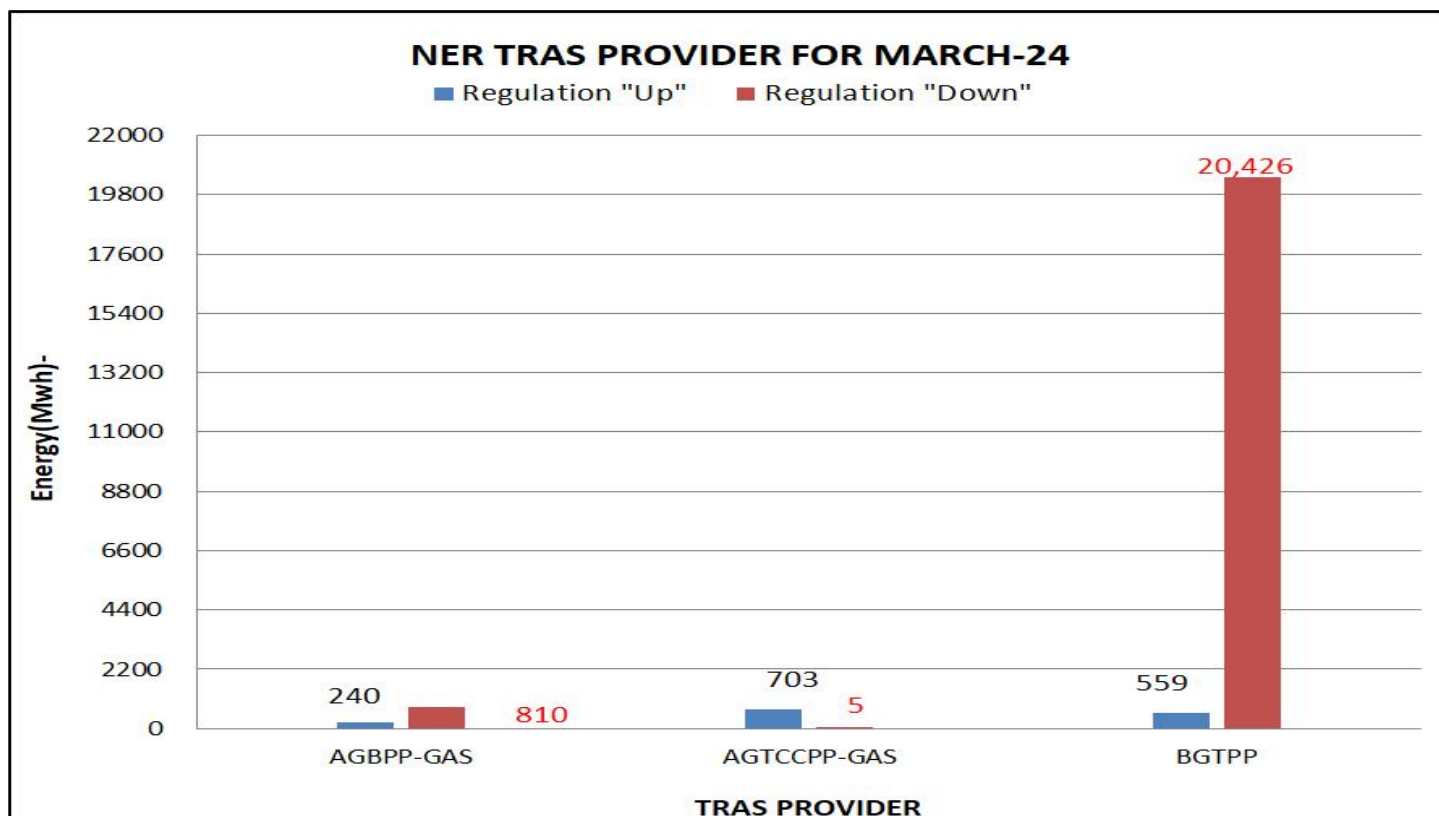
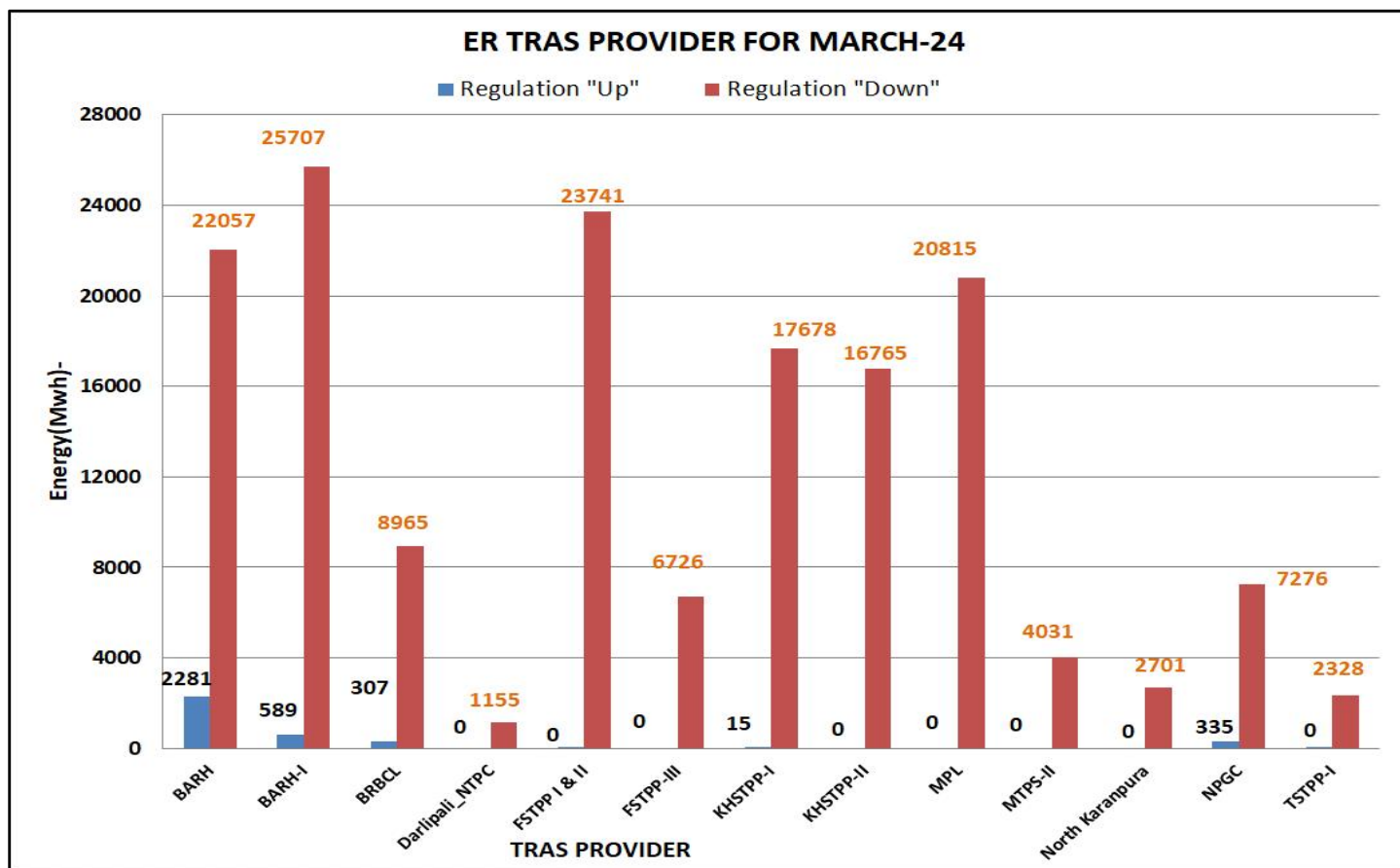
Section-4: अनुषंगी सेवा में क्षेत्रवार भागीदारी / Region wise participation in TRAS –

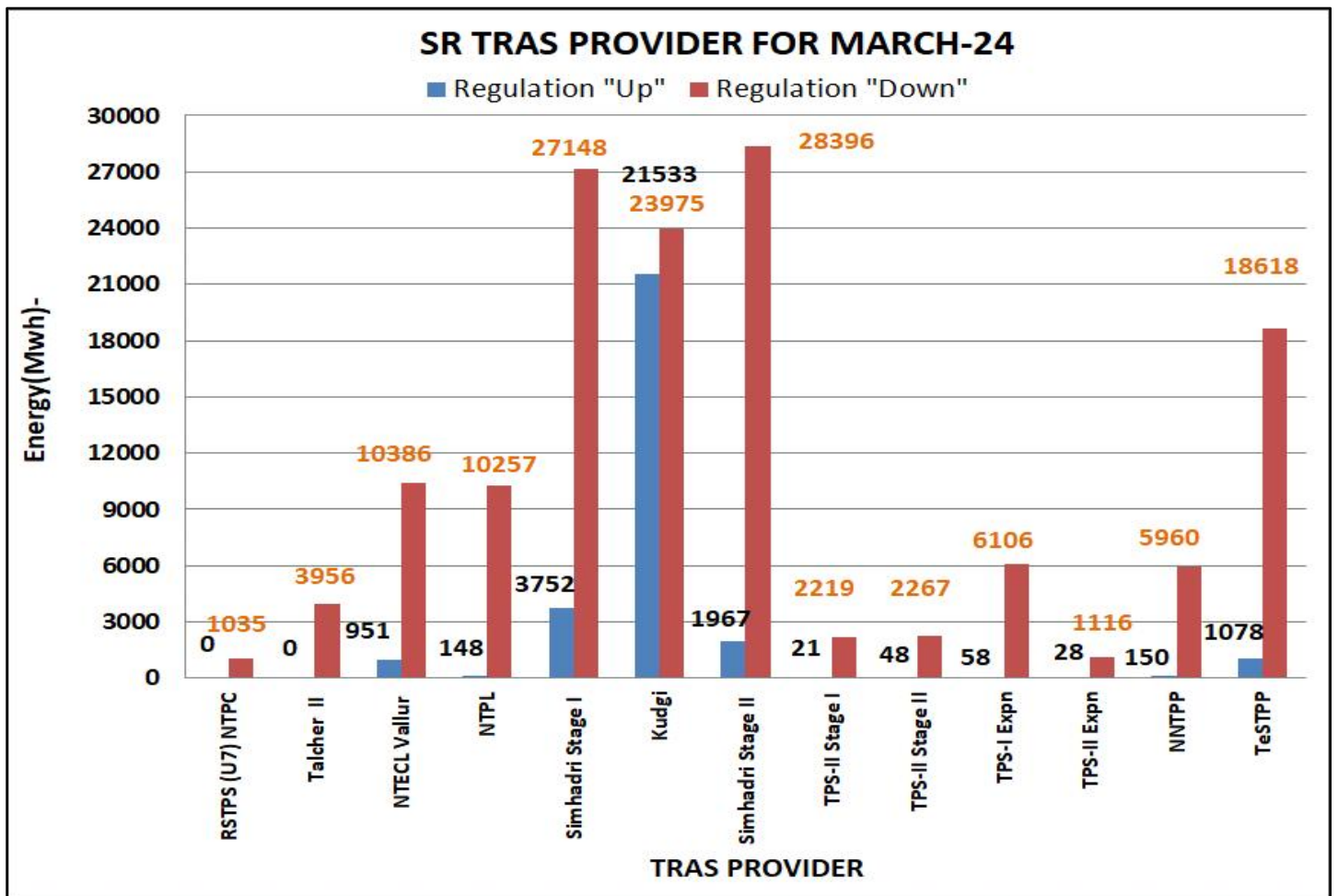
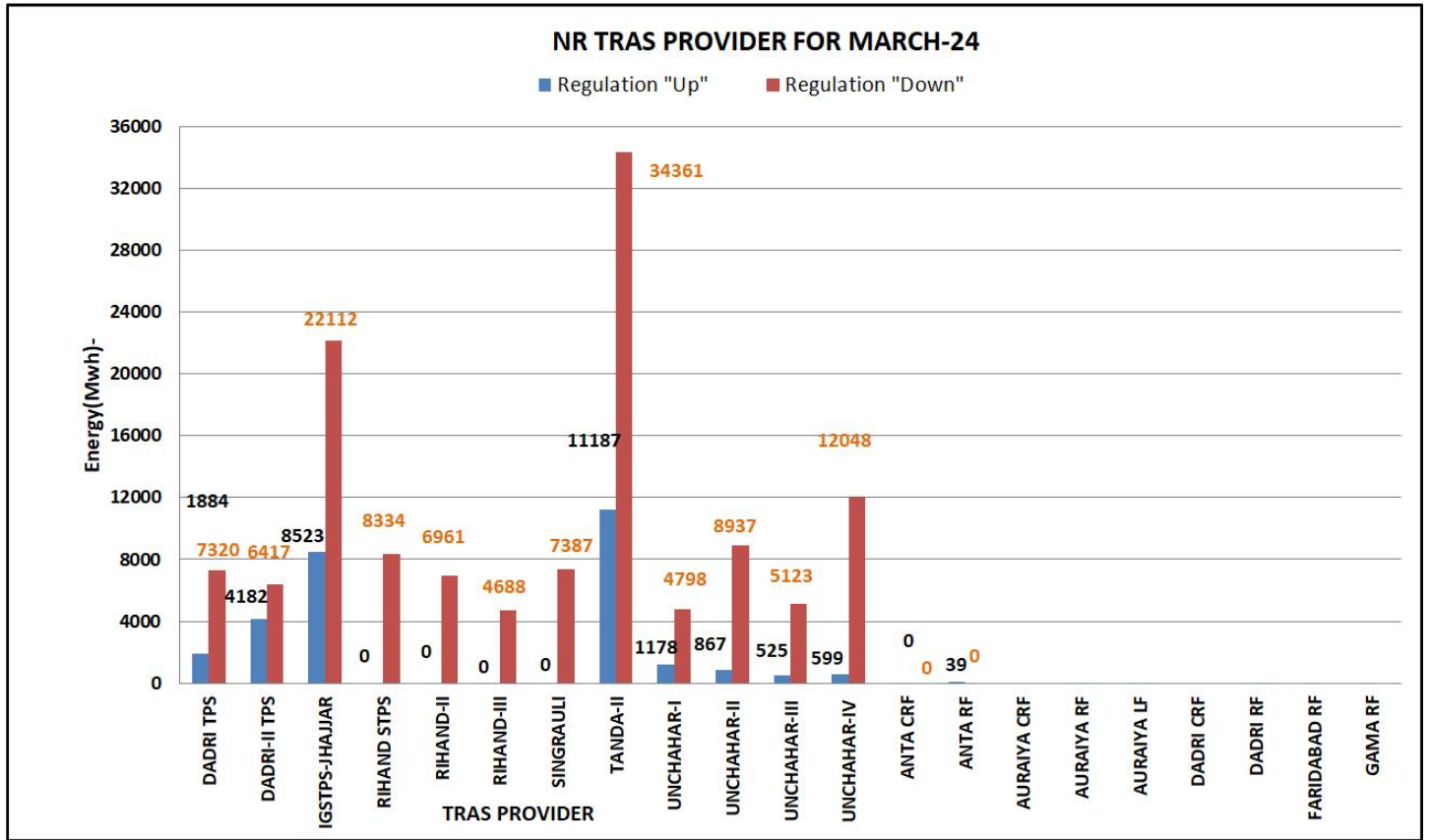


**REGION WISE PARTICIPATION IN REGULATION DOWN (MU) FOR MARCH-24**



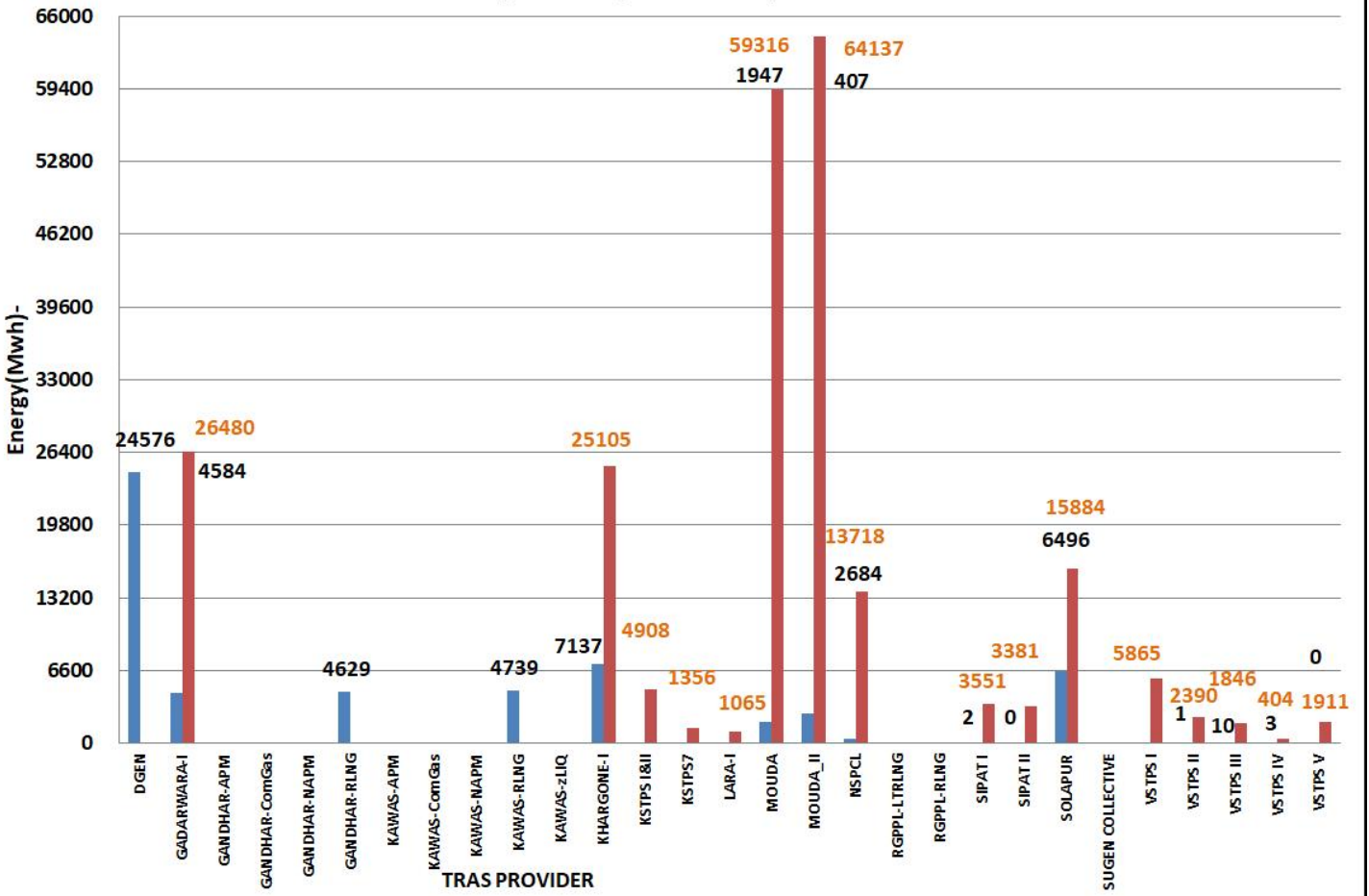
## Section 5: अनुषंगी सेवा में ऊर्जा प्रेषण का क्षेत्रवार विवरण /Region wise energy despatch in Ancillary services-





### WR TRAS PROVIDER MARCH-24

■ Regulation "Up" ■ Regulation "Down"



**Section 6: टीआरएस प्रदाता की पेमेंट डिटेल्स शॉर्टफॉल/इमरजेंसी में /Payment Details of TRAS Provider(s) under Shortfall/Emergency from 26/02/24 to 31/03/24-**

S.No.	Region	TRAS Provider Name	Energy scheduled under Shortfall/Emergency TRAS-Up (MWh) (A)	Total charges/ Compensation charges for shortfall/Emergency TRAS-Up (Rs) (B)	Energy scheduled under Shortfall/Emergency TRAS-Down (MWh) (C)	Total charges/ Compensation charges for shortfall/Emergency TRAS-Down to be paid back to Pool(Rs) (D)	Net Charges (Rs) (E)=(B)-(D)
1	ER	BARH	2281.37	8946195	22056.92	64433393	-55487198
2	ER	BARH-I	588.81	2062913	25707.16	77420488	-75357575
3	ER	BRBCL	307.11	1091509	8964.52	25461739	-24370230
4	ER	Darlipali_NT PC	0	0	1154.61	1378808	-1378808
5	ER	FSTPP I & II	0.04	137	23740.79	72457768	-72457631
6	ER	FSTPP-III	0	0	6725.98	18474929	-18474929
7	ER	KHSTPP-I	14.89	47130	17678.24	45534820	-45487690
8	ER	KHSTPP-II	0	0	16764.59	40956136	-40956136
9	ER	MPL	0	0	20814.78	56559820	-56559820
10	ER	MTPS-II	0	0	4030.66	10157604	-10157604
11	ER	North Karanpura STPS	0	0	2701.03	3709158	-3709158
12	ER	NPGC	335.03	1211368	7276.05	21167838	-19956470
13	ER	TSTPP-I	0.02	25	2327.74	3095534	-3095509
	ER	<b>Total</b>	<b>3527.27</b>	<b>13359277</b>	<b>159943.07</b>	<b>440808035</b>	<b>-427448758</b>
S.No.	Region	TRAS Provider Name	Energy scheduled under Shortfall/Emergency TRAS-Up (MWh) (A)	Total charges/ Compensation charges for shortfall/Emergency TRAS-Up (Rs) (B)	Energy scheduled under Shortfall/Emergency TRAS-Down (MWh) (C)	Total charges/ Compensation charges for shortfall/Emergency TRAS-Down to be paid back to Pool(Rs) (D)	Net Charges (Rs) (E)=(B)-(D)
14	NER	AGBPP-GAS	240.071	1311619	810.006	3620152	-2308533
15	NER	AGTCCPP-GAS	703.249	3388868	5.078	20002	3368866
16	NER	BGTPP	558.876	2234142	20426.486	66280037	-64045894
	NER	<b>Total</b>	<b>1502.196</b>	<b>6934629</b>	<b>21241.57</b>	<b>69920191</b>	<b>-62985561</b>
17	NR	DADRI TPS	1884.1125	12187634	7320.375	38706483	-26518849

S.No.	Region	TRAS Provider Name	Energy scheduled under Shortfall/Emergency TRAS-Up (MWh) (A)	Total charges/ Compensation charges for shortfall/Emergency TRAS-Up (Rs) (B)	Energy scheduled under Shortfall/Emergency TRAS-Down (MWh) (C)	Total charges/ Compensation charges for shortfall/Emergency TRAS-Down to be paid back to Pool(Rs) (D)	Net Charges (Rs) (E)=(B)-(D)
18	NR	DADRI-II TPS	4181.5975	24819257	6416.845	31236117	-6416860
19	NR	IGSTPS-JHAJJAR	8523.41	41917583	22112.0725	89221882	-47304299
20	NR	RIHAND STPS	0	0	8334.0275	12412145	-12412145
21	NR	RIHAND-II STPS	0	0	6960.9625	10341565	-10341565
22	NR	RIHAND-III STPS	0	0	4687.97	6876596	-6876596
23	NR	SINGRAULI STPS	0	0	7386.8575	10368555	-10368555
24	NR	TANDA-II STPS	11187.4625	43345027	34361.4675	108784171	-65439144
25	NR	UNCHAHAAR-I TPS	1177.55	5379446	4797.635	17906705	-12527259
26	NR	UNCHAHAAR-II TPS	867.155	3459655	8937.1825	29119892	-25660237
27	NR	UNCHAHAAR-III TPS	524.8275	2332405	5122.9025	18700665	-16368260
28	NR	UNCHAHAAR-IV TPS	598.86	2636531	12048.1575	42648853	-40012322
29	NR	ANTA CRF	0	0	0	0	0
30	NR	ANTA RF	39.25	512919	0	0	512919
31	NR	AURAIYA CRF	0	0	0	0	0
32	NR	AURAIYA RF	0	0	0	0	0
33	NR	AURAIYA LF	0	0	0	0	0
34	NR	DADRI CRF	0	0	0	0	0
35	NR	DADRI RF	0	0	0	0	0
36	NR	FARIDABAD RF	0	0	0	0	0
37	NR	GAMA RF	0	0	0	0	0
	<b>NR</b>	<b>Total</b>	<b>28984.225</b>	<b>136590457</b>	<b>128486.455</b>	<b>416323629</b>	<b>-279733172</b>



S.No.	Region	TRAS Provider Name	Energy scheduled under Shortfall/Emergency TRAS-Up (MWh) (A)	Total charges/ Compensation charges for shortfall/Emergency TRAS-Up (Rs) (B)	Energy scheduled under Shortfall/Emergency TRAS-Down (MWh) (C)	Total charges/ Compensation charges for shortfall/Emergency TRAS-Down to be paid back to Pool(Rs) (D)	Net Charges (Rs) (E)=(B)-(D)
38	SR	RSTPS (U1-6) NTPC	3181.5925	13017489	35560.89	118691806	-105674317
39	SR	RSTPS (U7) NTPC	0	0	1035.27	3521989	-3521989
40	SR	Talcher II	0	0	3956.1725	5246289	-5246289
41	SR	NTECL Vallur	950.6175	3985904	10386.2075	34279083	-30293179
42	SR	NTPL	148.4725	576519	10256.78	32101829	-31525310
43	SR	Simhadri Stage I	3751.64	16711820	27147.9475	98458017	-81746197
44	SR	Kudgi	21532.875	130050778	23974.6275	118508695	11542083
45	SR	Simhadri Stage II	1967.225	8655977	28395.7825	101934242	-93278265
46	SR	TPS-II Stage I	20.9375	73942	2218.9075	6414023	-6340081
47	SR	TPS-II Stage II	47.5425	167895	2266.5425	6551276	-6383381
48	SR	TPS-I Expn	58.03	181903	6106.0975	15649316	-15467413
49	SR	TPS-II Expn	28.33	94738	1115.63	3053112	-2958374
50	SR	NNTPP	150.3025	432178	5959.5775	13982111	-13549933
51	SR	Telangana STPS	1077.9825	4218687	18617.8475	59601203	-55382516
	<b>SR</b>	<b>Total</b>	<b>32915.5475</b>	<b>178167830</b>	<b>176998.28</b>	<b>617992991</b>	<b>-439825161</b>
S.No.	Region	TRAS Provider Name	Energy scheduled under Shortfall/Emergency TRAS-Up (MWh) (A)	Total charges/ Compensation charges for shortfall/Emergency TRAS-Up (Rs) (B)	Energy scheduled under Shortfall/Emergency TRAS-Down (MWh) (C)	Total charges/ Compensation charges for shortfall/Emergency TRAS-Down to be paid back to Pool(Rs) (D)	Net Charges (Rs) (E)=(B)-(D)
51	WR	DGEN	24576.38	261492630	0	0	261492630
52	WR	GADARWAR A-I	4584.17	19052601	26479.6	90729928	-71677327
53	WR	GANDHAR-APM	0	0	0	0	0
54	WR	GANDHAR-ComGas	0	0	0	0	0

S.No.	Region	TRAS Provider Name	Energy scheduled under Shortfall/Emergency TRAS-Up (MWh) (A)	Total charges/ Compensation charges for shortfall/Emergency TRAS-Up (Rs) (B)	Energy scheduled under Shortfall/Emergency TRAS-Down (MWh) (C)	Total charges/ Compensation charges for shortfall/Emergency TRAS-Down to be paid back to Pool(Rs) (D)	Net Charges (Rs) (E)=(B)-(D)
55	WR	GANDHAR-NAPM	0	0	0	0	0
56	WR	GANDHAR-RLNG	4628.5	81114798	0	0	81114798
57	WR	KAWAS-APM	0	0	0	0	0
58	WR	KAWAS-ComGas	0	0	0	0	0
59	WR	KAWAS-NAPM	0	0	0	0	0
60	WR	KAWAS-RLNG	4739.21	87407545	0	0	87407545
61	WR	KAWAS-zLIQ	0	0	0	0	0
62	WR	KHARGONE-I	7136.71	34734231	25105.34	99929608	-65195377
63	WR	KSTPS I&II	0	0	4908.3	6706206	-6706206
64	WR	KSTPS7	0	0	1355.5	1818982	-1818982
65	WR	LARA-I	0	0	1064.63	1236529	-1236529
66	WR	MOUDA	1947.07	7787457	59316.48	194359443	-186571986
67	WR	MOUDA_II	2683.51	10783687	64137.37	210462753	-199679066
68	WR	NSPCL	407.06	1352914	13717.51	37301662	-35948748
69	WR	RGPP-LTRLNG	0	0	0	0	0
70	WR	RGPP-RLNG	0	0	0	0	0
71	WR	SIPAT I	2.43	3959	3550.97	4762132	-4758173
72	WR	SIPAT II	0	0	3380.91	4663302	-4663302
73	WR	SOLAPUR	6496.42	33672542	15883.84	67304669	-33632127
74	WR	SUGEN COLLECTIVE	0	0	0	0	0
75	WR	VSTPS I	0	0	5865.01	8350972	-8350972
76	WR	VSTPS II	0.83	1383	2390.25	3281827	-3280444
77	WR	VSTPS III	10.47	17445	1845.7	2510807	-2493362
78	WR	VSTPS IV	3.07	5023	403.82	543519	-538496
79	WR	VSTPS V	0	0	1910.97	2660382	-2660382
	<b>WR</b>	<b>Total</b>	<b>57215.83</b>	<b>537426215</b>	<b>231316.2</b>	<b>736622721</b>	<b>-199196506</b>
<b>ALL INDIA</b>		<b>Total</b>	<b>124145.0685</b>	<b>872478408</b>	<b>717985.575</b>	<b>2281667567</b>	<b>-1409189158</b>

**Section 7: टीआरएस प्रदाता की पेमेंट डिटेल्स मार्केट में /Payments Details Of TRAS Provider(s) under Market from 26/02/2024 to 31/03/2024**

Region	TRAS Provider Name	TRAS-Up in Day Ahead AS Market				TRAS-Up Energy in Real Time As Market				Total Charges/compensation charges for TRAS Up(Rs)	TRAS-Down in Day Ahead As Market		TRAS-Down in Real Time As Market		Net Charges (Rs)
		TRAS-Up Cleared(MWh)	TRAS-Up Energy Scheduled(MWh)	TRAS-Up Energy Charges (Rs)	TRAS-Up Commitment Charges (Rs)	TRAS-Up Cleared(MWh)	TRAS-Up Energy Scheduled(MWh)	TRAS-Up Energy Charges (Rs)	TRAS-Up Commitment Charges (Rs)		TRAS-Down Energy Scheduled(Mwh)	TRAS-Down Charges to be paid back to Pool(Rs)	TRAS-Down Energy Schedule (MWh)	TRAS-Down Charges to be paid back to Pool (Rs)	
ER	BARH	0	0	0	0	396.85	154.08	1533271.93	48555	1581826.93	0	0	0	0	1581826.93
	BARH-I	0	0	0	0	11.25	0	0	2250	2250	0	0	0	0	2250
	FSTPP-III	0	0	0	0	16.48	0	0	3295	3295	0	0	0	0	3295
	KHSTPP- II	0	0	0	0	0	0	0	0	0	0	0	0	0	0
NER	NIL														
NR	DADRI TPS	0	0	0	0	517	173	1725326	65653	1790979	0	0	0	0	1790979
	DADRI-II TPS	0	0	0	0	2426	803	8006329	249906	8256235	0	0	0	0	8256235
	SINGRAULI STPS	0	0	0	0	0	0	0	0	0	0	0	0	0	0

Region	TRAS Provider Name	TRAS-Up in Day Ahead AS Market				TRAS-Up Energy in Real Time As Market				Total Charges/compensation charges for TRAS Up(Rs)	TRAS-Down in Day Ahead As Market		TRAS-Down in Real Time As Market		Net Charges (Rs)
		TRAS-Up Cleared (MWh)	TRAS-Up Energy Scheduled(MWh)	TRAS-Up Energy Charges (Rs)	TRAS-Up Commitment Charges (Rs)	TRAS-Up Cleared (MWh)	TRAS-Up Energy Scheduled(MWh)	TRAS-Up Energy Charges (Rs)	TRAS-Up Commitment Charges (Rs)		TRAS-Down Energy Scheduled(Mwh)	TRAS-Down Charges to be paid back to Pool (Rs)	TRAS-Down Energy Scheduled (MWh)	TRAS-Down Charges to be paid back to Pool (Rs)	
UNCHAHA	R-II TPS	0	0	0	0	83	19	184242	5535	189777	0	0	0	0	189777
	R- III TPS	0	0	0	0	193	44	428153	18180	446333	0	0	0	0	446333
	R- IV TPS	0	0	0	0	673	112	1126421	38260	1164681	0	0	24	0	1164681
	R- I TPS	0	0	0	0	382	139	1405230	34335	1439565	0	0	0	0	1439565
SR	Simhadri Stg I	0	0	0	0	87.02	37.42	369232	9920	379152	0	0	0	0	379152
	Simhadri Stg II	0	0	0	0	28.1	0	0	5620	5620	0	0	0	0	5620
	Kudgi-I	0	0	0	0	1274.51	234.24	2341667	208055	2549722	0	0	0	0	2549722
WR	NIL														

**Section 8: एजीसी प्रदाता को डीएसएम पूल से भुगतान/Payment to the AGC Provider from the DSM Pool from 26/02/24 to 31/03/24-**

Sr. No.	AGC Provider Name	Region	Up regulation due to AGC (MWh)	Down regulation due to AGC (MWh)	Net Energy (MWh)	Variable charges (Rs)	Markup Charges as per CERC order (Rs)	Total Charges (Rs)
1	CHAMERA HEP	NR	0	0	0	0	0	0
2	CHAMERA-II HEP	NR	0	0	0	0	0	0
3	CHAMERA-III HEP	NR	130	1458	-1328	-2772466	420511	-2351957
4	DADRI-II TPS	NR	12012	6492	5520	29728191	8712805	38440997
5	KOTESHWAR	NR	2300	906	1394	3828355	1425076	5253433
6	NATHPA JHAKRI HEP	NR	0	3	-3	-3916	1370	-2545
7	RIHAND STPS	NR	953	10356	-9404	-15560874	4523722	-11037151
8	RIHAND-II STPS	NR	372	8754	-8382	-13835377	2363087	-11472289
9	RIHAND-III STPS	NR	1009	8519	-7511	-12242332	3716279	-8526053
10	DULHASTI HEP	NR	0	0	0	0	0	0
11	RAMPUR HEP	NR	0	1	-1	-1827	439	-1389
12	TEHRI HEP	NR	110	374	-265	-317679	161454	-156223
13	DHAULIGANGA HEP	NR	0	0	0	0	0	0
14	BAIRASIUL HEP	NR	0	0	0	0	0	0
15	UNCHAHAAR-III TPS	NR	3794	918	2876	11653443	742235	12395677
16	UNCHAHAAR-IV TPS	NR	4422	2425	1997	7961199	1620886	9582084
17	SINGRAULI STPS	NR	325	19206	-18881	-29066215	7875961	-21190254
18	IGSTPS-JHAJJAR	NR	14203	8277	5926	26648998	8361396	35010395
19	UNCHAHAAR-II TPS	NR	5105	2158	2947	10647102	305180	10952284
20	TANDA-II STPS	NR	14147	12960	1187	4326757	11890485	16217241
21	Auraiya GPP	NR	0	0	0	0	0	0
22	Dadri GPP	NR	0	0	0	0	0	0
23	SEWA-II HEP	NR	391	2780	-2389	-5270246	1466828	-3803418
24	DADRI TPS	NR	7712	1894	5818	34293346	3756215	38049562
25	KOLDAM HEP	NR	22	422	-400	-889507	165387	-724121
26	Simhadri St-II	SR	8121	5780	2341	9342536	5129757	14472293
27	RSTPS1-6	SR	7744	15418	-7674	-28291441	7900711	-20390730
28	RSTPS7	SR	1932	5125	-3194	-11357303	2768581	-8588722
29	NTECL	SR	2100	4671	-2571	-9056330	2375034	-6681296
30	NTPL	SR	1544	6355	-4811	-16814993	2501069	-14313924
31	Simhadri St-I	SR	7717	6739	978	3996216	6232806	10229022
32	KUDGI	SR	25033	5862	19172	104823416	12945557	117768973

Sr. No.	AGC Provider Name	Region	Up regulation due to AGC (MWh)	Down regulation due to AGC (MWh)	Net Energy (MWh)	Variable charges (Rs)	Markup Charges as per CERC order (Rs)	Total Charges (Rs)
33	NLC TPS2	SR	0	0	0	0	0	0
34	NLC TPS1 Exp	SR	0	0	0	0	0	0
35	Talcher2	SR	68	15210	-15142	-22051424	6514865	-15536559
36	NNTPP	SR	0	0	0	0	0	0
37	CGPL	WR	0	0	0	0	0	0
38	GADARWARA-I	WR	10082	6162	3919	15629461	5638981	21268442
39	GANDHAR	WR	0	0	0	0	0	0
40	KHARGONE-I	WR	26634	6358	20276	89793305	13543227	103336531
41	KSTPS I&II	WR	411	17917	-17506	-26599557	4662797	-21936760
42	KSTPS7	WR	56	4449	-4393	-6527871	1888896	-4638975
43	LARA-I	WR	334	12923	-12589	-16173138	4661846	-11511292
44	MOUDA	WR	5731	7018	-1287	-4707975	5269704	561729
45	MOUDA_II	WR	8914	10515	-1601	-5900352	7139919	1239567
46	NSPCL	WR	1547	4246	-2699	-8153512	2724599	-5428913
47	SIPAT I	WR	53	10535	-10483	-15580930	4749300	-10831630
48	SIPAT II	WR	329	10668	-10339	-15884837	4378481	-11506356
49	SOLAPUR	WR	3647	2734	913	4303893	2809947	7113839
50	VSTPS II	WR	313	8260	-7948	-12129612	4240291	-7889321
51	VSTPS III	WR	1021	8493	-7472	-11298107	3420054	-7878052
52	VSTPS IV	WR	760	8923	-8163	-12187921	3895001	-8292920
53	VSTPS V	WR	868	3717	-2849	-4410860	1443542	-2967318
54	KAWAS	WR	0	0	0	0	0	0
55	Barh	ER	4922	6448	-1527	-4521271	4800806	279535
56	KHSTPP-II	ER	1538	16312	-14774	-40071097	6786142	-33284955
57	MPL	ER	1694	5160	-3466	-10424172	3317472	-7106700
58	MTPS-II	ER	205	3721	-3516	-9847740	1777111	-8070629
59	NPGC	ER	9458	10398	-939	-1936784	6985378	5048594
60	Teesta-V	ER	0	0	0	0	0	0
61	FSTPP I & II	ER	3865	3075	790	2637075	1406204	4043279
62	FSTPP-III	ER	360	1931	-1570	-4792984	259138	-4533846
63	BARH-I	ER	3143	3122	21	263480	3047897	3311377
64	TSTPP-I	ER	62	12239	-12177	-17910485	4396952	-13513533
65	Darlipali_NTPC	ER	686	3674	-2988	-3972843	1620000	-2352843
66	Bongaigaon	NER	3964	5617	-1652	-5794662	4557086	-1237575
67	Loktak	NER	0	0	0	0	0	0
	<b>Total</b>	<b>All India</b>	<b>211861</b>	<b>347681</b>	<b>-135819</b>	<b>-46481867</b>	<b>213298469</b>	<b>166816605</b>