

पावर सिस्टम ऑपरेशन कॉर्पोरेशन लिमिटेड

(पावरग्रिड की पूर्ण स्वामित्व प्राप्त सहायक कंपनी)

POWER SYSTEM OPERATION CORPORATION LIMITED

(A wholly owned subsidiary of POWERGRID)



पंजीकृत एवं केन्द्रीय कार्यालय: बी-9, प्रथम तल, कुतुब इंस्टीट्यूशनल एरिया, कटवारिया सराय, नई दिल्ली-110 016
Registered & Corporate Office : B - 9, 1st Floor, Qutub Institutional Area, Katwaria Sarai, New Delhi - 110 016
Website : www.posoco.in, www.nldc.in, Tel: 011-26536832, 26524522, Fax: 011-26524525, 26536901

संदर्भ संख्या:पोसोको/एनएलडीसी/एसओ/2016/

दिनांक: 16th June, 2016

सेवा मे,

वितरण सूची के अनुसार


विषय: Monthly report on RRAS mechanism for the month of May 2016

महोदया/महोदय,

According to the provision of Detailed Procedure for Ancillary Services Operations, report for the Month of May-16, regarding the various operational aspects of the RRAS mechanism is enclosed.

सादर धन्यवाद,

भवदीय


16.6.16
(जी. चक्रवर्ती)

उप महाप्रबन्धक,
रा. भा. प्रे. के.

Enclosed: Monthly report on RRAS mechanism.

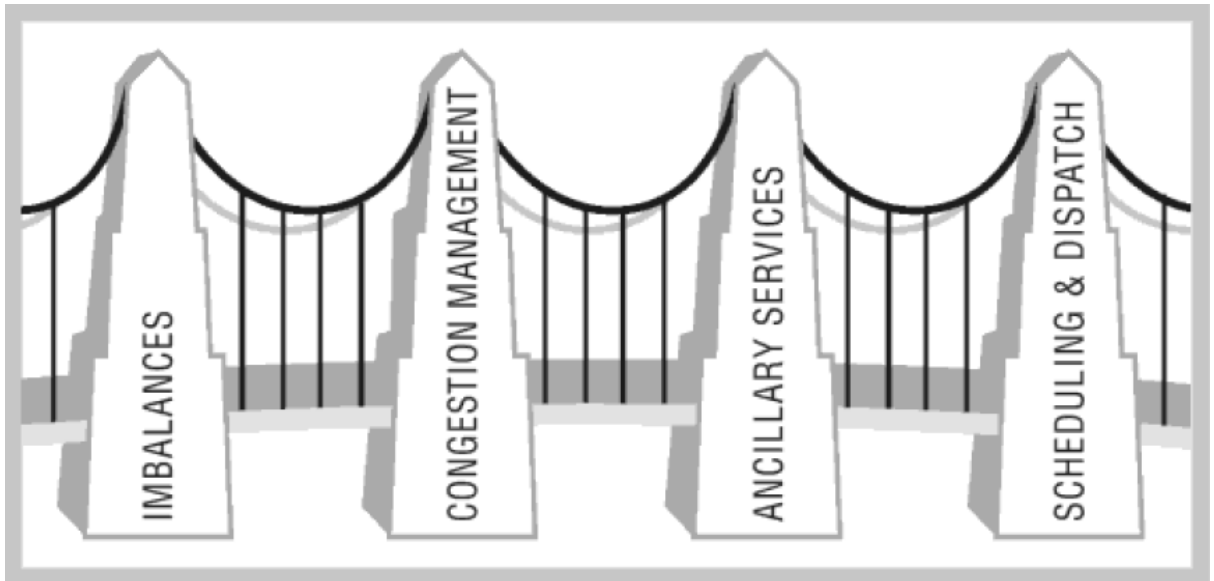
वितरण सूची Distribution List

- 1 सचिव, के.वि.नि.आ. तीसरा एवं चौथा तल, चंद्रलोक भवन, 36, जनपथ, नई दिल्ली-110001
Secretary, CERC, 3rd & 4th Floor, Chanderlok Building, 36, Janpath, New Delhi-110001
- 2 मुख्य अभियंता (जी एम), के.वि.प्रा., सेवा भवन, आर. के. पुरम, नई दिल्ली-110066
Chief Engineer (GM), CEA, Sewa Bhavan, R.K.Puram, New Delhi-110066
- 3 सदस्य सचिव, उ. क्षे. वि. स., 18/ए, शहीद जीत सिंह सनसनवाल मार्ग, नई दिल्ली - 110016
Member Secretary, NRPC, 18/A, SJSS Marg, Katwaria Sarai, New Delhi-110016
- 4 सदस्य सचिव, प. क्षे. वि. स., एफ-3, एम आई डी सी क्षेत्र, अंधेरी(पूर्व), मुंबई - 400093
Member Secretary, WRPC, F-3, MIDC Area, Andheri (East), Mumbai-400093
- 5 सदस्य सचिव, द. क्षे. वि. स., 29, रेस कोर्स क्रॉस रोड, बंगलूरु - 560009
Member Secretary, SRPC, 29, Race Course Cross Road, Bangalore-560009
- 6 सदस्य सचिव, पू. क्षे. वि. स., 14, गोल्फ क्लब रोड, कोलकाता - 700033
Member Secretary, ERPC, 14, Golf Club Road, Kolkata-700033
- 7 सदस्य सचिव, उ. पू. क्षे. वि. स., मेघालय राज्य आवासीय वित्त सहकारी समिति लिमिटेड भवन, नॉग्रिम हिल्स, शिलोंग - 793003
Member Secretary, NERPC, Meghalaya State Housing Finance Cooperative Society Ltd. Building, Nongrim Hills, Shillong -793003
- 8 महाप्रबंधक, पू. क्षे. भा. प्रे. के., 14, गोल्फ क्लब रोड, कोलकाता - 700033
General Manager, ERLDC, 14, Golf Club Road, Kolkata-700033
- 9 महाप्रबंधक, प. क्षे. भा. प्रे. के., एफ-3, एम आई डी सी क्षेत्र, अंधेरी(पूर्व), मुंबई - 400093
General Manager, WRLDC, F-3, MIDC Area, Andheri (East), Mumbai-400093
- 10 महाप्रबंधक, उ.क्षे.भा.प्रे.के., 18/ए, शहीद जीत सिंह सनसनवाल मार्ग, नई दिल्ली - 110016
General Manager, NRLDC, 18/A, SJSS Marg, Katwaria Sarai, New Delhi-110016
- 11 महाप्रबंधक, पू. क्षे. भा. प्रे. के., डोंगतिह, लोअर नॉग्रह, लापलंग, शिलोंग - 793006
General Manager, NERLDC, Dongtieh, Lower Nongrah, Laplang, Shillong-793006
- 12 अपर महाप्रबंधक, द. क्षे. भा. प्रे. के., 29, रेस कोर्स क्रॉस रोड, बंगलूरु - 560009
Additional General Manager, SRLDC, 29, Race Course Cross Road, Bangalore-560009



पावर सिस्टम ऑपरेशन कार्पोरेशन लिमिटेड
राष्ट्रीय भार प्रेषण केंद्र, नई दिल्ली

POWER SYSTEM OPERATION CORPORATION LTD
NATIONAL LOAD DESPATCH CENTRE, NEW DELHI

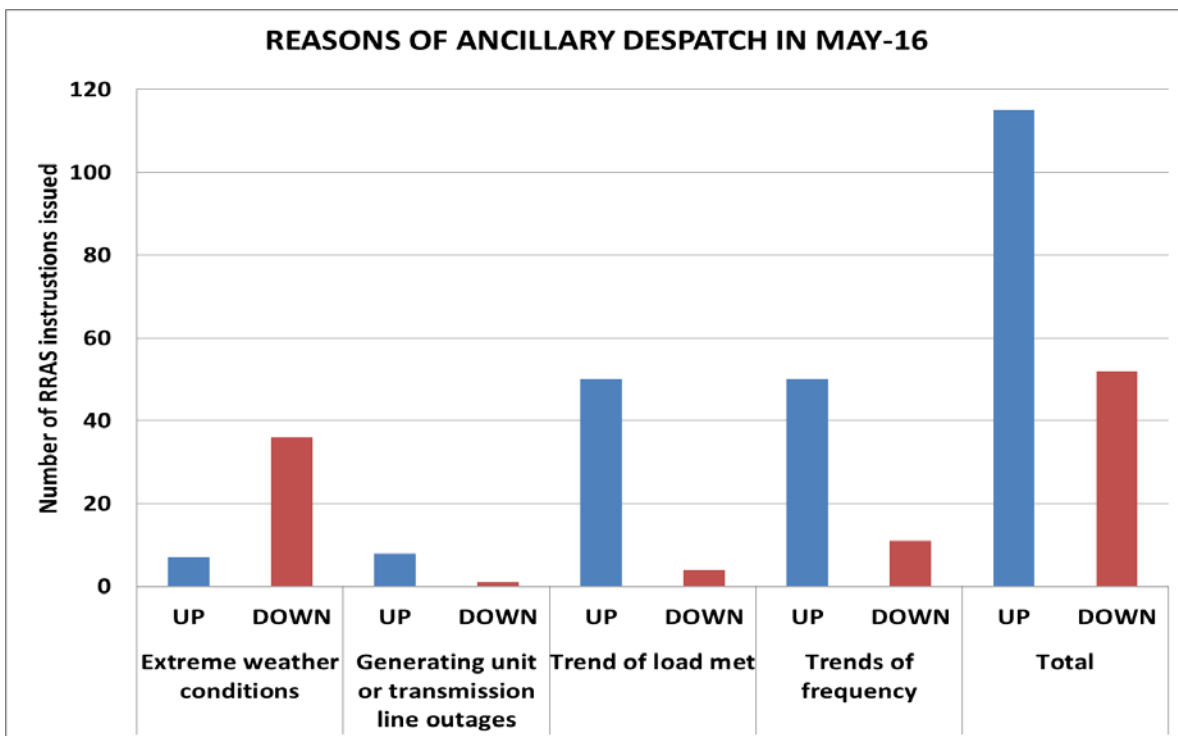


IMPLEMENTATION OF THE RRAS MECHANISM
REPORT FOR THE MONTH OF MAY 2016

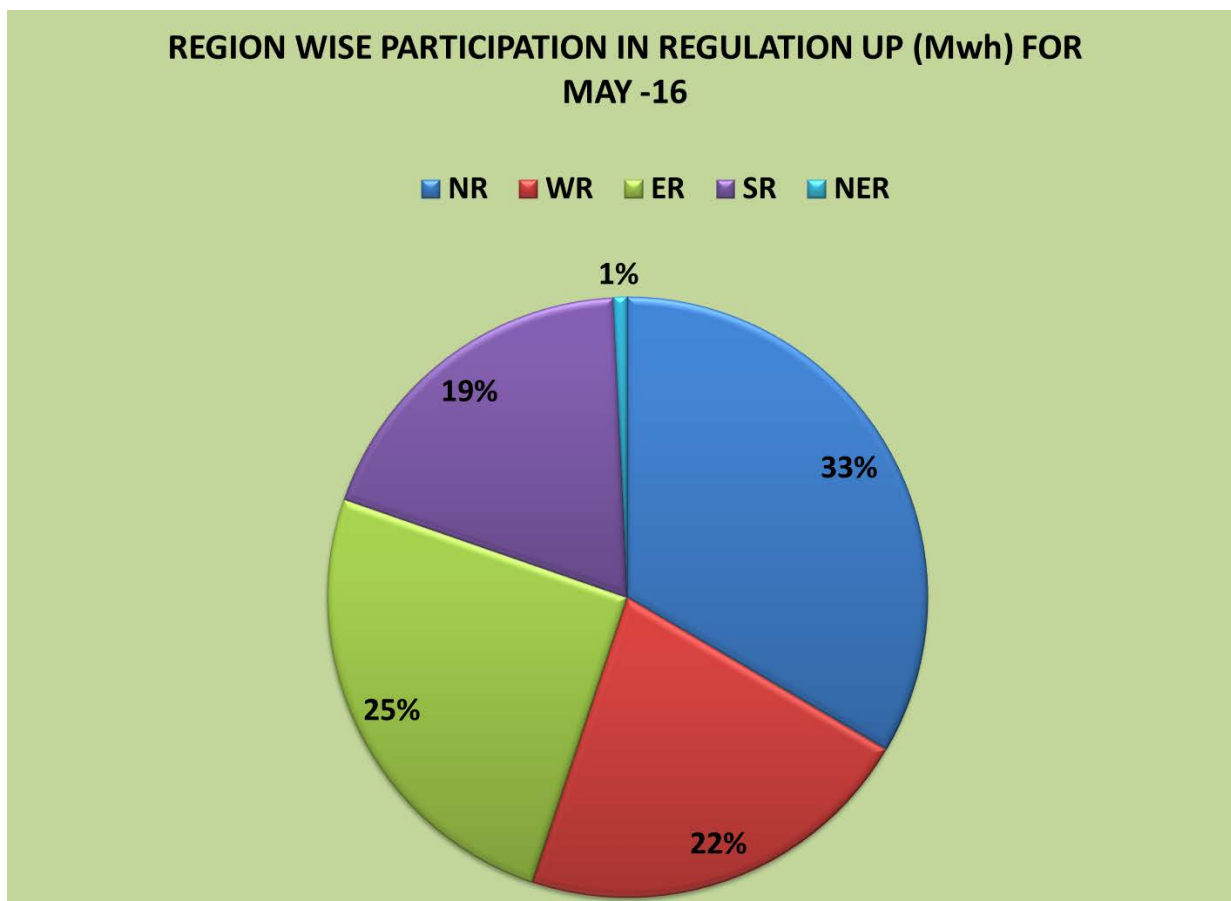
CONTENTS

1	Reasons for Ancillary Services Despatch in May 2016	1
2	Region wise participation in RRAS	1-3
3	Region wise energy despatch in Ancillary services	4-6
4	Variable Cost of RRAS Providers despatched during the month	7-8
5	Payment to the RRAS Provider(s) from the DSM Pool for Up Regulation	9-10
6	Payments by the RRAS Provider(s) to the DSM Pool for DOWN Regulation	11-12

Section-I: Reasons for Ancillary Services Despach -

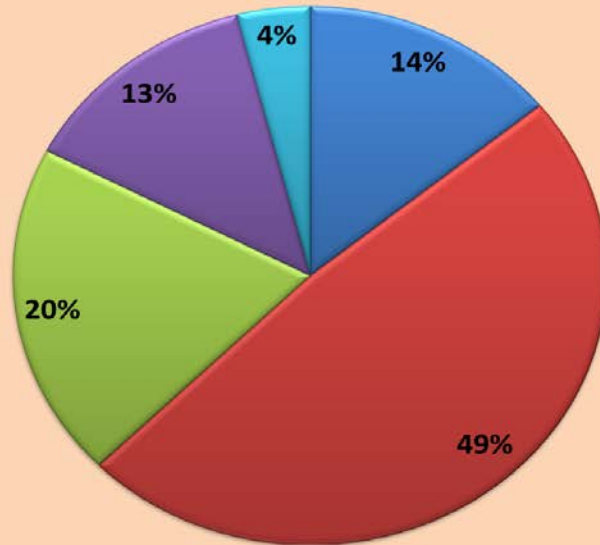


Section-II: Region wise participation in RRAS-



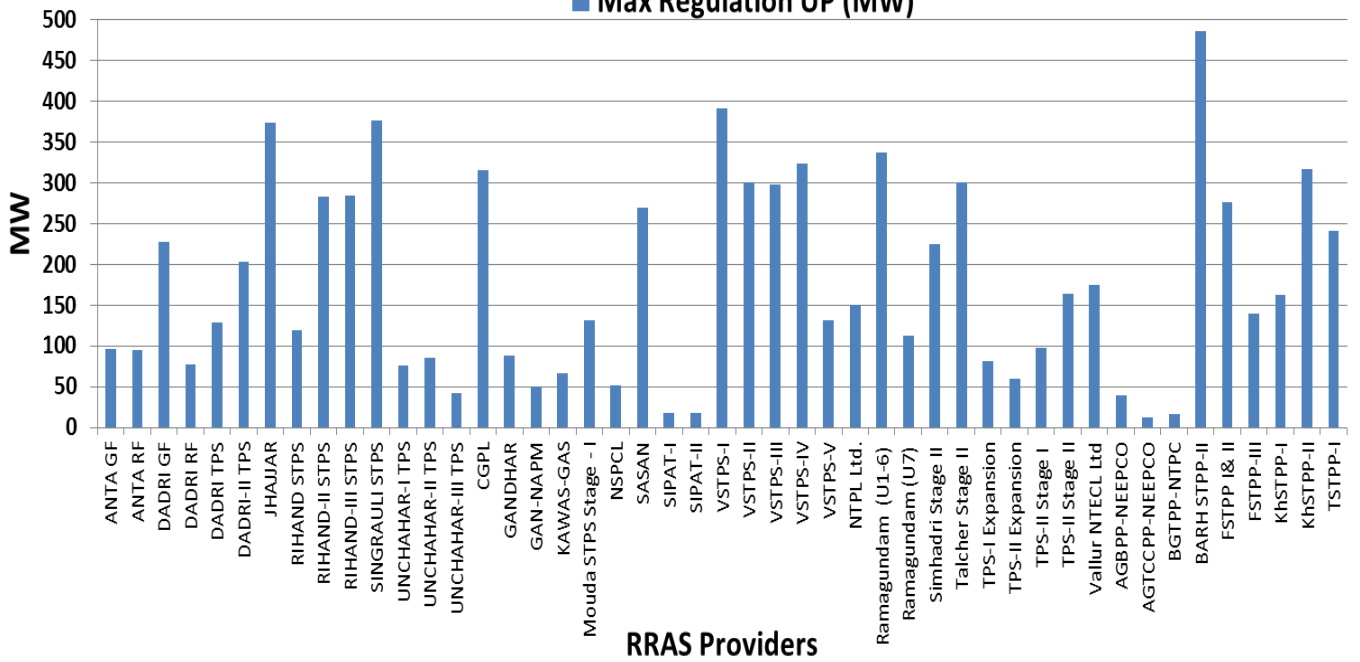
REGION WISE PARTICIPATION IN REGULATION DOWN(Mwh) FOR MAY -16

■ NR ■ WR ■ ER ■ SR ■ NER

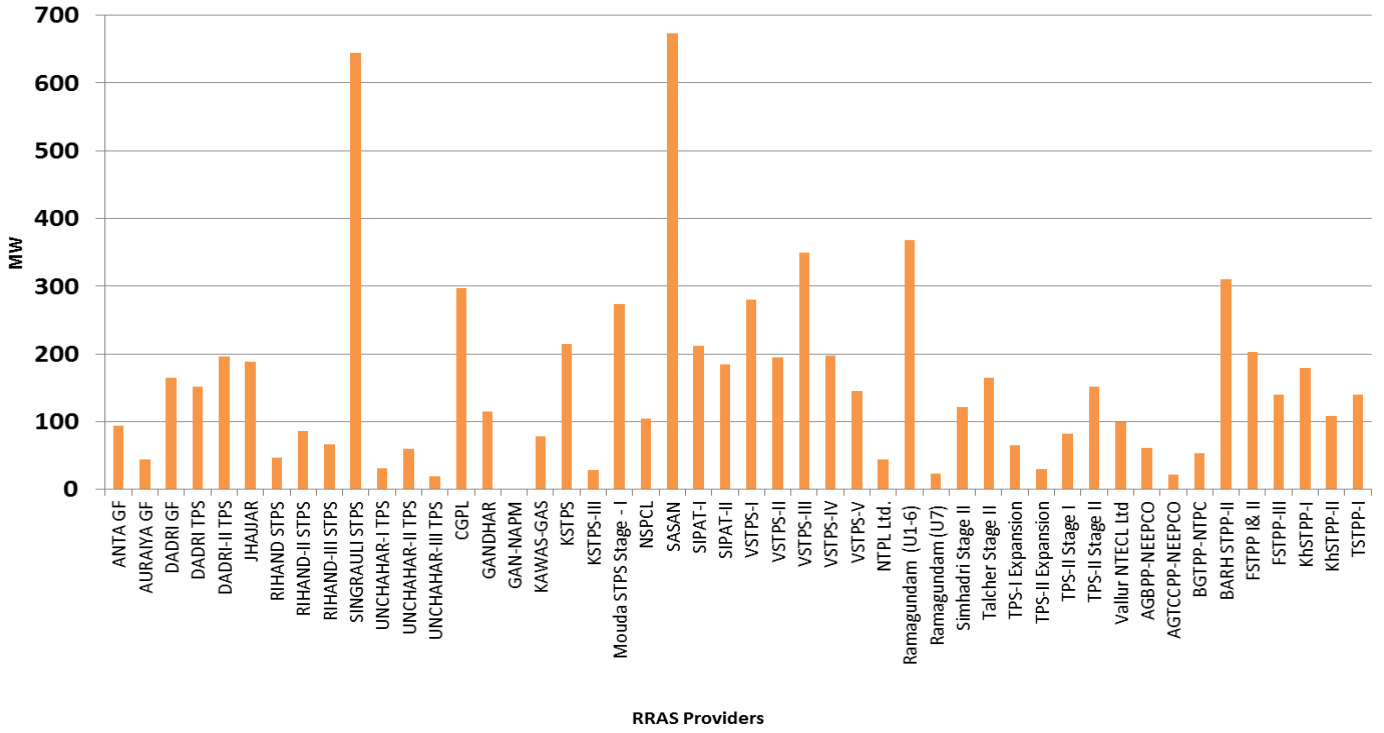


Max Regulation UP (MW)

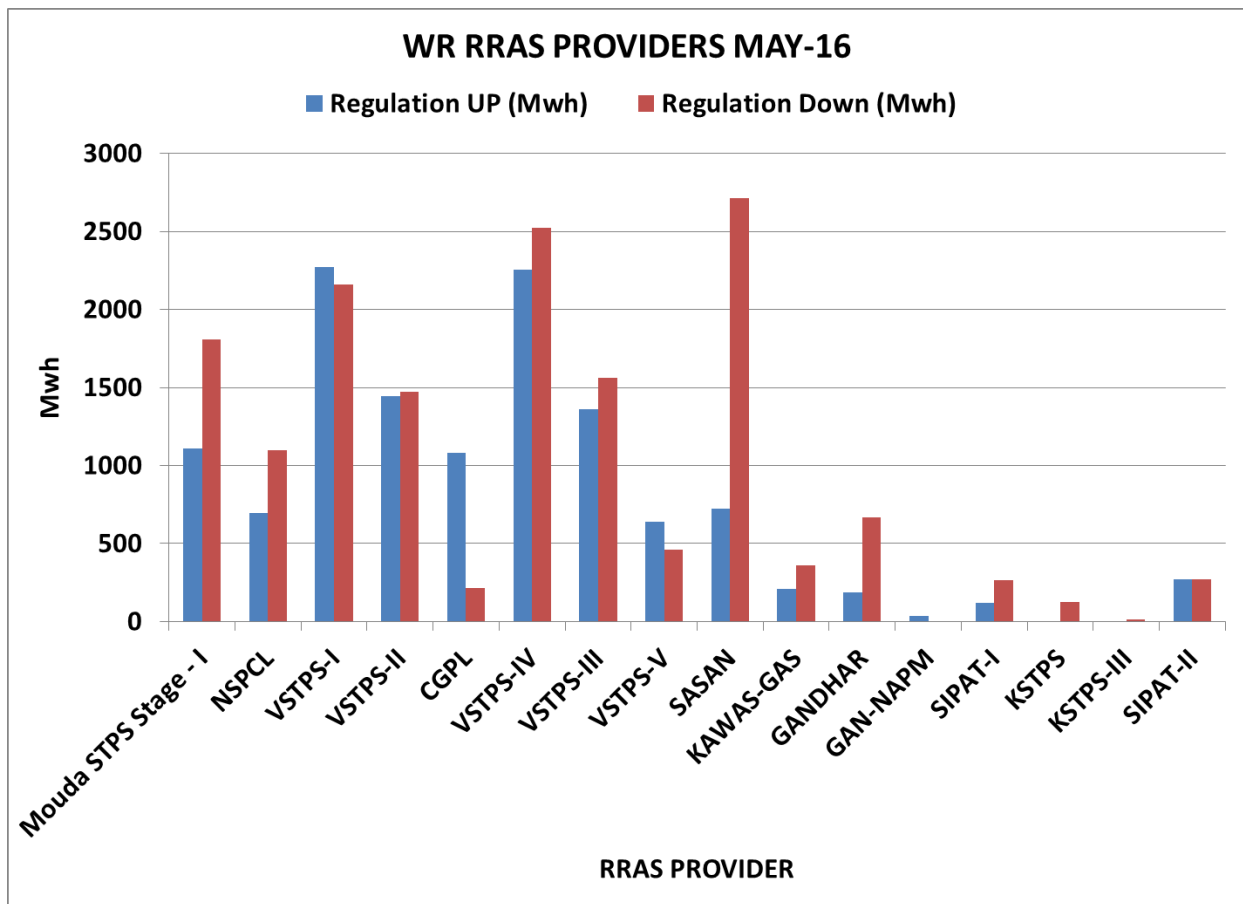
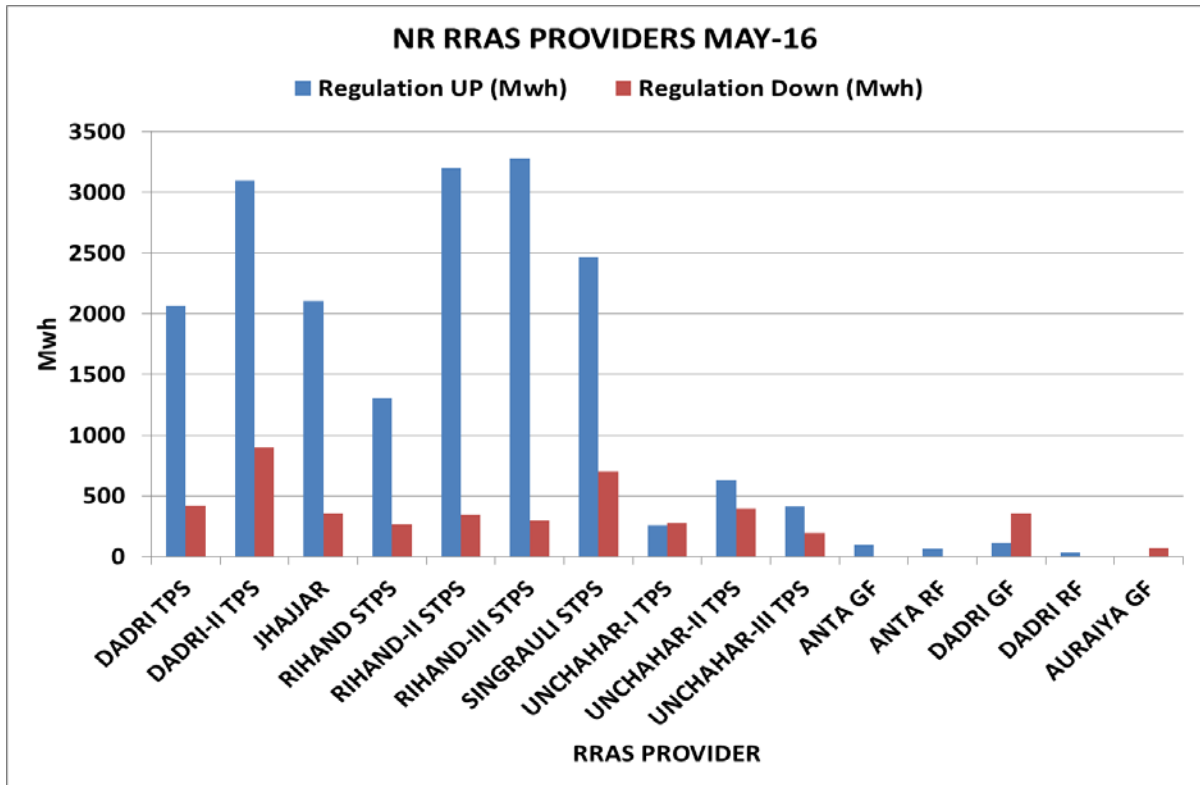
■ Max Regulation UP (MW)

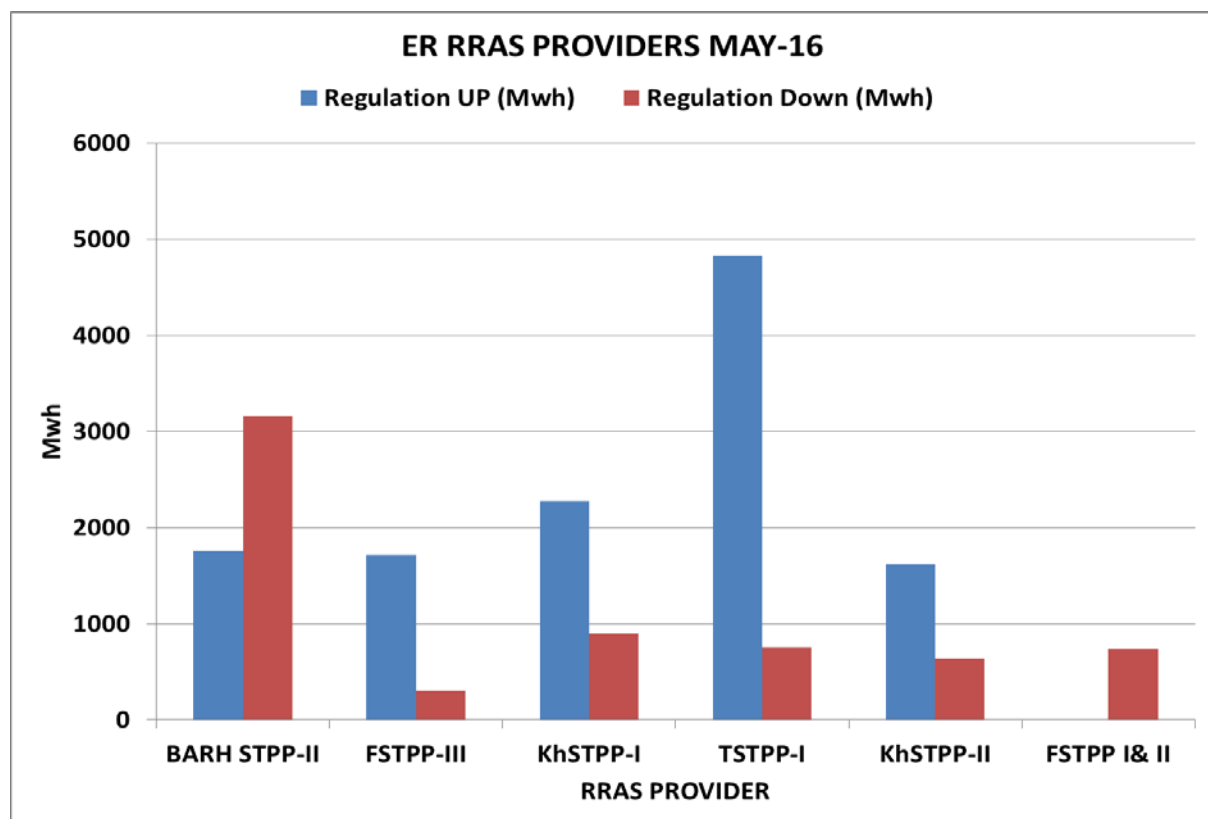
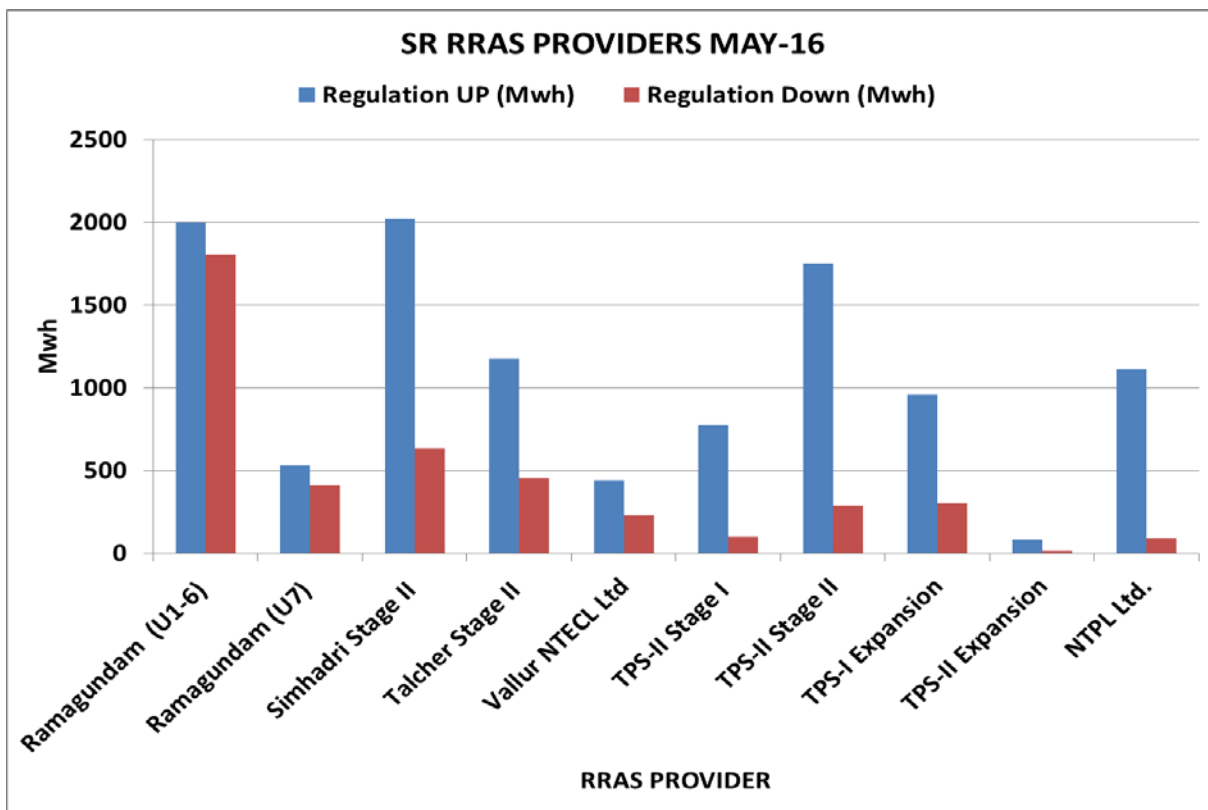


Max Regulation Down triggered for RRAS Providers (MW)



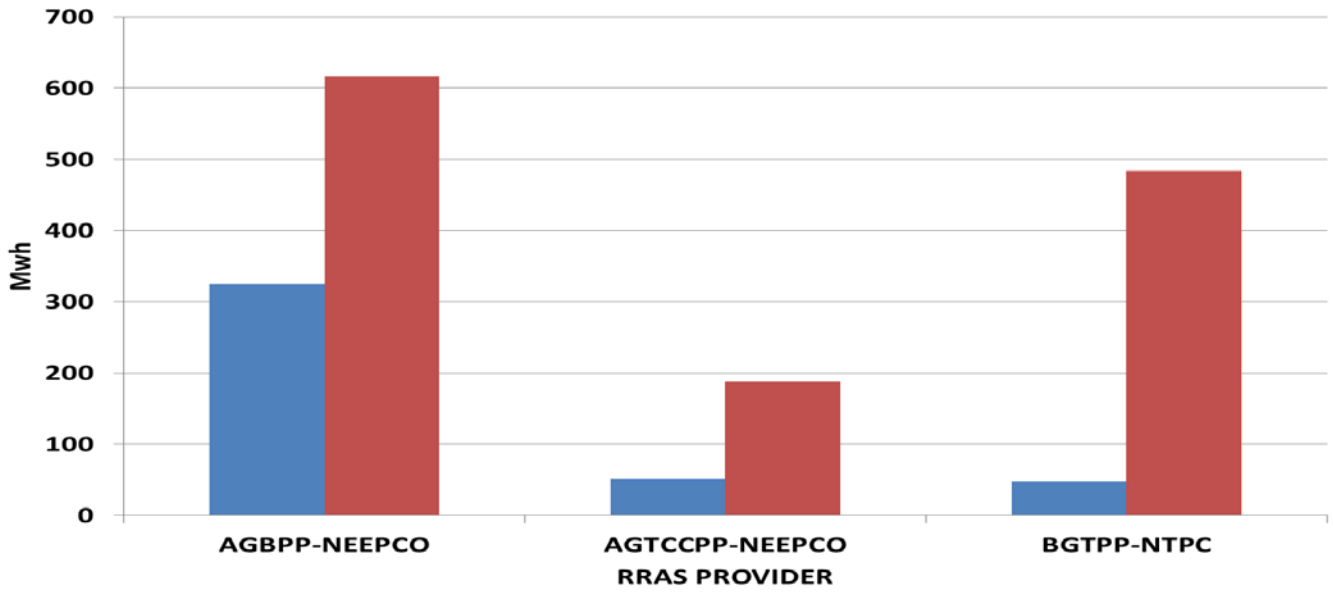
Section III: Region wise energy despatch in Ancillary services-



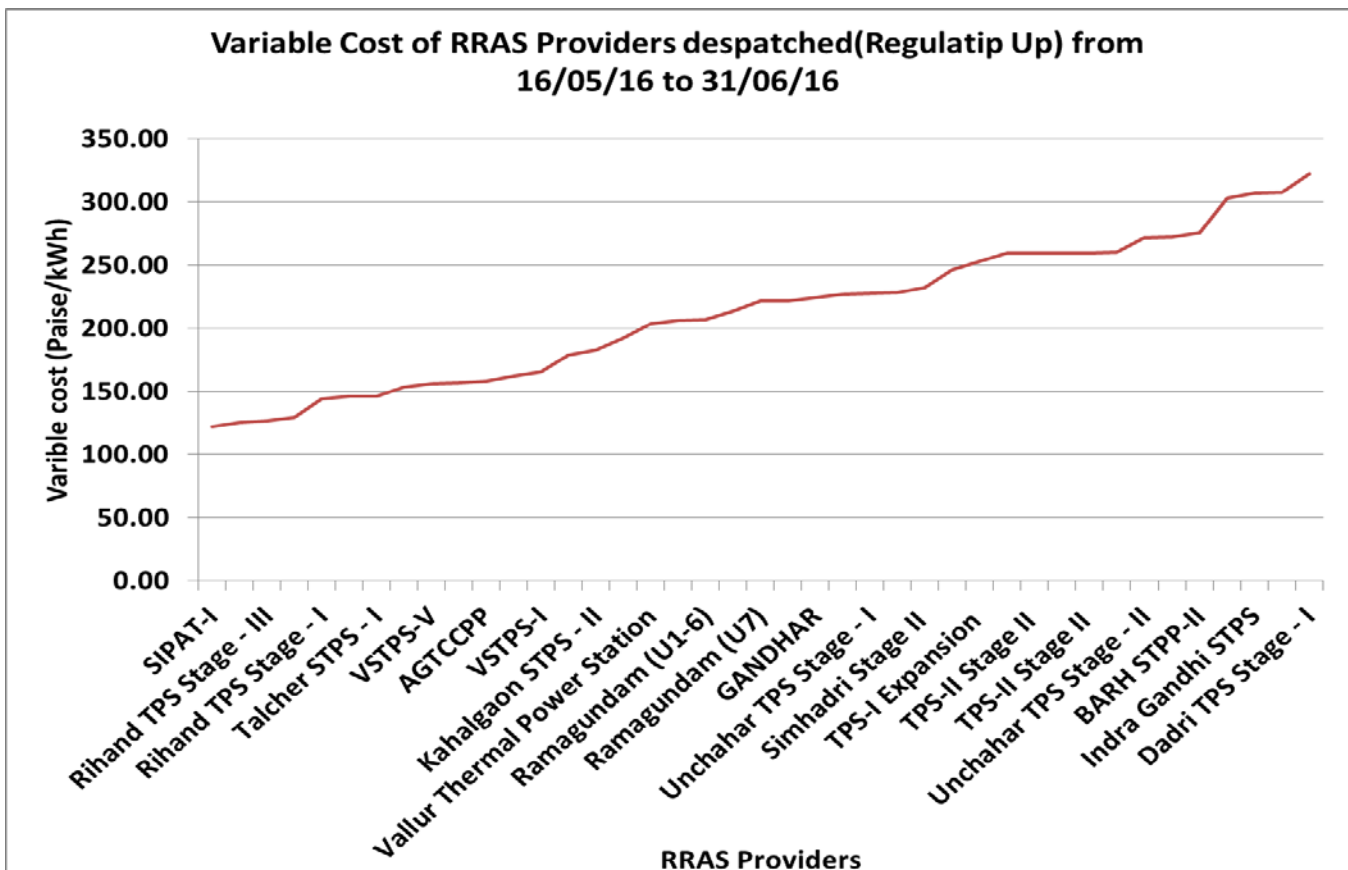
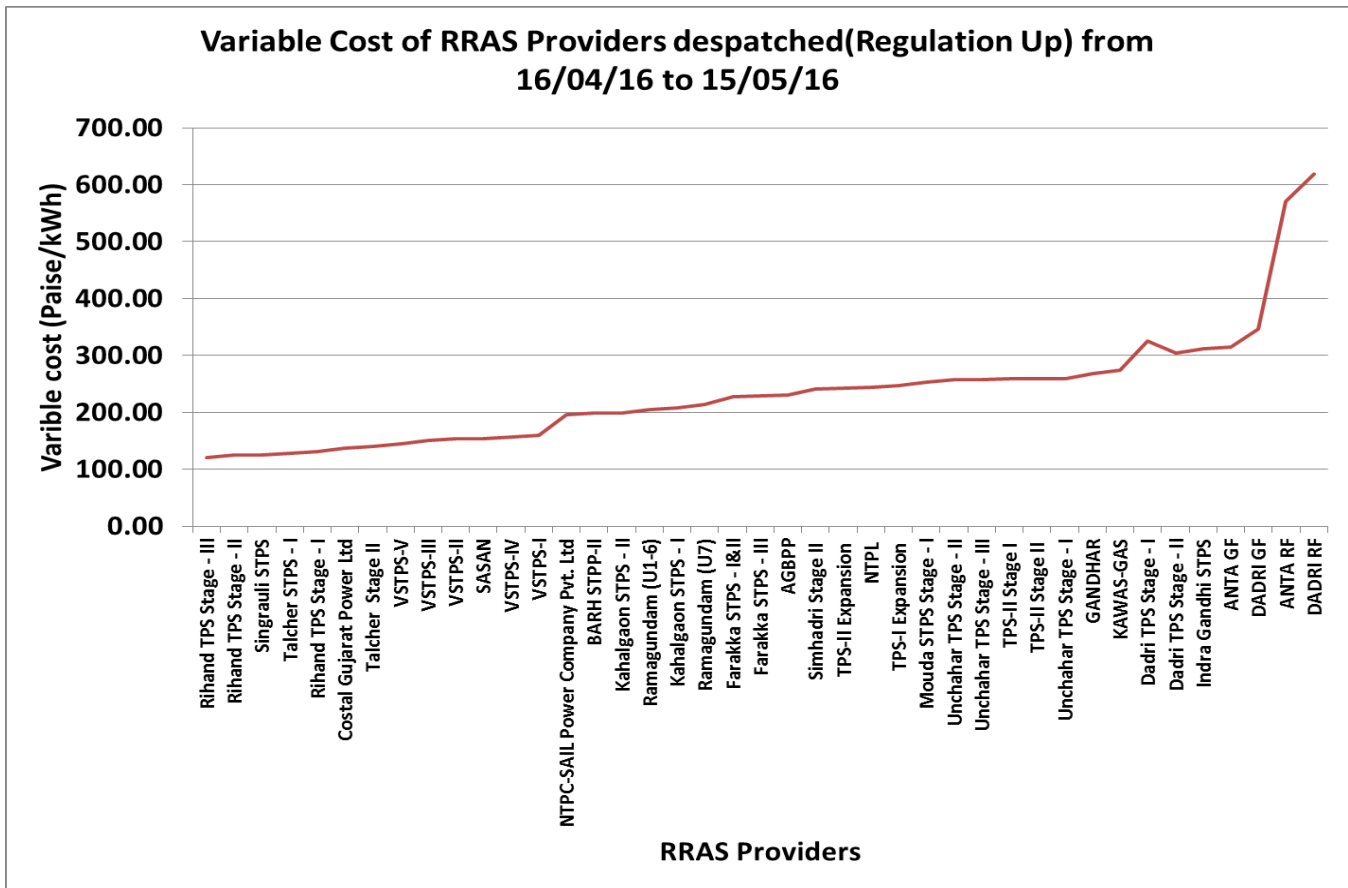


NER RRAS PROVIDERS MAY-16

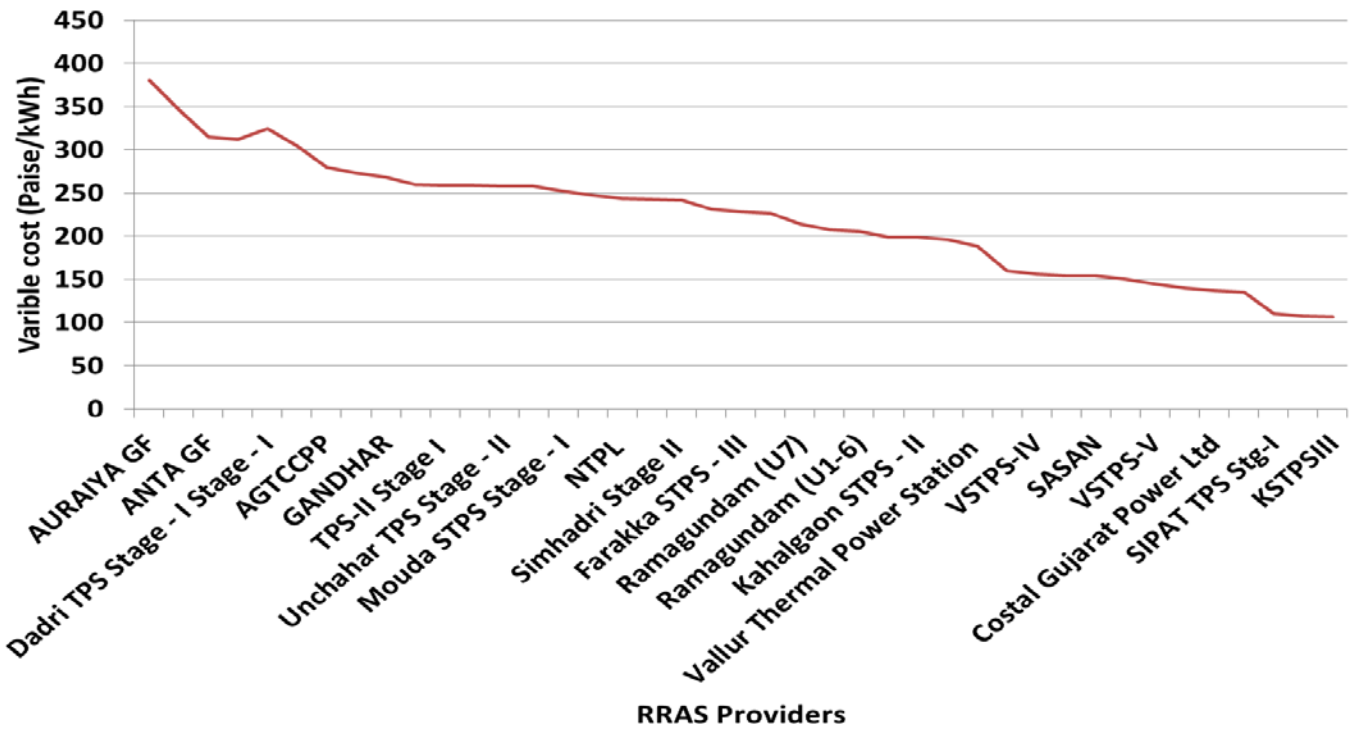
■ Regulation UP (Mwh) ■ Regulation Down (Mwh)



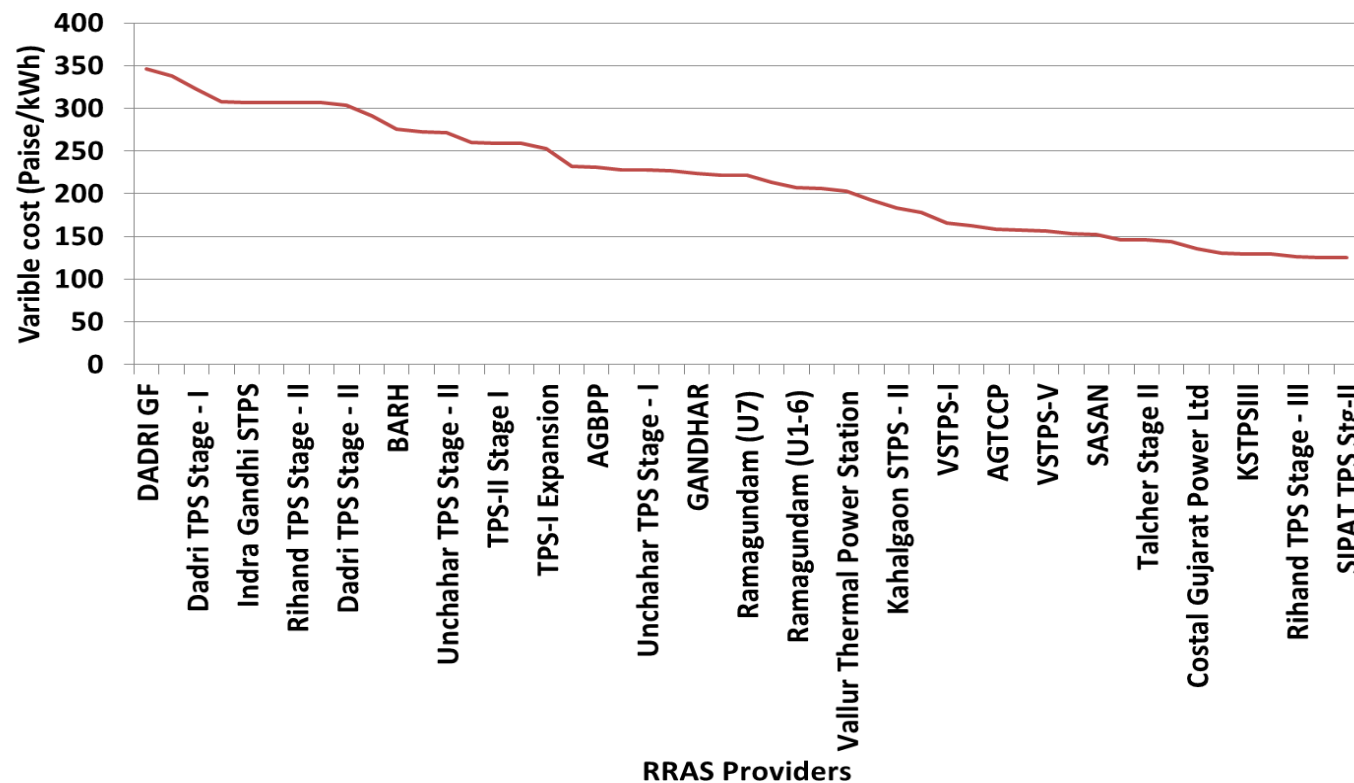
Section IV: Variable Cost of RRAS Providers Despatched during the month



Variable Cost of RRAS Providers despatched(Regulation Down) from 16/04/16 to 15/05/16



Variable Cost of RRAS Providers despatched(Regulation Down) from 16/05/16 to 31/05/16



Section V: Payment to the RRAS Provider(s) from the DSM Pool for Up Regulation from 02/05/2016 to 29/05/2016-

Sr. No.	Region	RRAS Provider Name	Energy scheduled to VAE under RRAS (Mwh)	Fixed Charges (Rs)	Variable Charges (Rs)	Markup as per CERC Order (Rs)	Total Charges
1	ER	Farakka STPS - I&II	188	149253	426573	94000	669825
2	ER	Farakka STPS - III	163	269260	372292	81500	723052
3	ER	Kahalgaon STPS - I	406	382453	1632198	203216	2217867
4	ER	Talcher STPS - I	1237	989841	1581468	618728	3190037
5	ER	Kahalgaon STPS - II	1100	1278059	2187658	549939	4015656
6	ER	BARH STPP-II	1328	2528316	3400744	663948	6593009
Total			4423	5597182	9600933	2211331	17409446
7	NER	AGTCCPP	27	38766	49402	13500	101668
8	NER	BGTPP	48	116810	146496	23875	287181
9	NER	AGBPP	260	467458	556438	129875	1153771
Total			335	623033	752336	167250	1542620
10	NR	DADRI RF	30	15480	169050	15000	199530
11	NR	ANTA GF	68	45084	214200	34000	293284
12	NR	ANTA RF	62	41272	354825	31125	427222
13	NR	DADRI GF	114	58824	406638	57000	522462
14	NR	Unchahar TPS Stage - I	251	212220	686502	125678	1024400
15	NR	Unchahar TPS Stage - III	409	564114	1110439	204681	1879234
16	NR	Unchahar TPS Stage - II	622	548536	1684765	311064	2544365
17	NR	Rihand TPS Stage - I	1125	879904	1654604	562540	3097048
18	NR	Singrauli STPS	1960	1043298	2421270	980203	4444771
19	NR	Rihand TPS Stage - II	2824	2589299	3884495	1412226	7886020
20	NR	Dadri TPS Stage - I	1977	1723726	6501819	988374	9213919
21	NR	Rihand TPS Stage - III	2881	4245660	3861315	1440473	9547448
22	NR	Indra Gandhi STPS	1992	3402700	6136920	996106	10535726
23	NR	Dadri TPS Stage - II	2679	4234985	8244626	1339337	13818948
Total			16996	19605102	37331468	8497807	65434377
24	SR	Ramagundam (U7)	324	301988	715156	162245	1179389
25	SR	Vallur Thermal Power Station	421	730021	856468	210745	1797234
26	SR	TPS-II Stage I	482	307738	1249103	240808	1797649
27	SR	TPS-I Expansion	737	982611	1860095	368488	3211194
28	SR	Talcher Stage II	1177	915667	1716291	588398	3220356
29	SR	TPS-II Stage II	1240	818214	3216316	619996	4654527
30	SR	NTPL	1111	1681915	2500955	555515	4738385
31	SR	Simhadri Stage II	1215	1954667	2826773	607591	5389031
32	SR	Ramagundam (U1-6)	1950	1157137	4029399	974898	6161434
Total			8657	8849958	18970556	4328683	32149199

Sr. No.	Region	RRAS Provider Name	Energy scheduled to VAE under RRAS (Mwh)	Fixed Charges (Rs)	Variable Charges (Rs)	Markup as per CERC Order (Rs)	Total Charges
33	WR	GANDHAR-NAPM	38	34238	145425	18750	198413
34	WR	SASAN	143	24510	219593	71250	315353
35	WR	SIPAT-I	118	107506	290254	58875	456635
36	WR	GANDHAR	179	163105	403015	89280	655400
37	WR	KAWAS-GAS	198	145330	490143	99125	734598
38	WR	Costal Gujarat Power Ltd	638	577007	874890	319000	1770897
39	WR	VSTPS-V	639	813771	973326	319625	2106721
40	WR	NTPC-SAIL Power Company Pvt. Ltd	652	1155572	1334142	326223	2815937
41	WR	VSTPS-II	1411	883706	2255030	705622	3844357
42	WR	VSTPS-III	1361	1487647	2065029	680375	4233051
43	WR	Mouda STPS Stage - I	1081	2051620	2754017	540606	5346241
44	WR	VSTPS-I	2267	1438643	3736365	1133455	6308463
45	WR	VSTPS-IV	2255	3437832	3535706	1127516	8101054
Total			10979	12320487	19076935	5489702	36887120

Section VI: Payments by the RRAS Provider(s) to the DSM Pool for DOWN Regulation from 02/05/2016 to 29/05/2016

Sr. No.	Region	RRAS Provider Name	Energy scheduled from VAE under RRAS (MWh)	Total Variable Charges for generation reduced (Rs)	Variable charges to be paid to the DSM Pool (Rs)
1	ER	BARH STPP-II	107	274027	205520
2	ER	KhSTPP-I	280	581913	436435
3	ER	FSTPP-III	35	79940	59955
4	ER	KhSTPP-II	295	587093	440320
5	ER	FSTPP-I&II	348	789612	592209
Total			1065	2312585	1734439
6	NER	AGBPP	617	1212516	909387
7	NER	AGTCCPP	188	410109	307581
8	NER	BGTPP	484	1485149	1113862
Total			1288	3107774	2330830
9	NR	ANTA GF	236	743400	557550
10	NR	AURAIYA GF	67	250614	187961
11	NR	DADRI GF	591	1810092	1357569
12	NR	DADRI-I TPS	594	1929634	1447226
13	NR	DADRI-II TPS	1321	4045543	3034157
14	NR	JHAJJAR	877	2701949	2026463
15	NR	RIHAND-I STPS	70	100660	75495
16	NR	RIHAND-II STPS	72	92617	69462
17	NR	RIHAND-III STPS	44	55714	41785
18	NR	SINGRAULI STPS	212	266272	199704
19	NR	UNCHAHAR-I TPS	624	1717965	1288474
20	NR	UNCHAHAR-II TPS	528	1430665	1072999
21	NR	UNCHAHAR-III TPS	134	364041	273031
Total			5370	15509166	11631876
22	SR	NTPL	91	213884	160414
23	SR	Ramagundam (U1-6)	1805	3717014	2787760
24	SR	Ramagundam (U7)	412	889606	667205
25	SR	Simhadri Stage II	635	1501489	1126117
26	SR	Talcher Stage II	339	487428	365572
27	SR	TPSI Expansion	303	761119	483400
28	SR	TPSII Expansion	13	30294	22721
29	SR	TPSII Stage I	97	252539	189404
30	SR	TPSII Stage II	287	744744	558558
31	SR	Vallur Thermal Power Station	226	442377	331783
Total			4208	9040494	6692934

Sr. No.	Region	RRAS Provider Name	Energy scheduled from VAE under RRAS (MWh)	Total Variable Charges for generation reduced (Rs)	Variable charges to be paid to the DSM Pool (Rs)
32	WR	CGPL	1072	1517683	1138262
33	WR	GANDHAR	643	1668004	1251003
34	WR	KAWASGAS	364	954509	715882
35	WR	KSTPS	708	918621	688966
36	WR	KSTPSIII	55	69891	52419
37	WR	Mouda STPS Stage - I	1530	3951964	2963972
38	WR	NTPC-SAIL Power Company Pvt. Ltd	521	1113669	835251
39	WR	SASAN	3069	5014790	3761092
40	WR	SIPAT-I	323	410705	308028
41	WR	SIPAT-II	86	107531	80648
42	WR	VSTPS-I	1290	2130691	1598018
43	WR	VSTPS-II	806	1285118	963838
44	WR	VSTPS-III	1594	2439346	1829509
45	WR	VSTPS-IV	1688	2644057	1983042
46	WR	VSTPS-V	381	586720	440040
Total			14127	24813299	18609970